INDEX OF DRAWINGS

STRUCTURAL

S1 FOUNDATION PLAN
ROOF FRAMING PLAN

ARCHITECTURAL

A1 ELEVATIONS

A2 SECTIONS & DETAILS

GENERAL STRUCTURAL NOTES

THE DRAWINGS SHOW THE GENERAL DETAILS OF CONSTRUCTION. THE CONTRACTOR SHALL NOTIFY THE ARCHITECT WHERE ADDITIONAL DETAILS ARE REQUIRED OR WHERE CONDITIONS ARE ENCOUNTERED THAT ARE NOT ANTICIPATED BY THE DRAWINGS. THE CONTRACTOR SHALL SUBMIT SHOP DRAWINGS FOR WOOD JOISTS, WOOD TRUSSES AND REINFORCING STEEL FOR REVIEW BEFORE FABRICATION.

STRUCTURAL DESIGN STANDARDS

VIRGINIA UNIFORM STATEWIDE BUILDING CODE (2021)
BUILDING CODE REQUIREMENTS FOR STRUCTURAL CONCRETE (ACI 318-19)
SPECIFICATIONS FOR STRUCTURAL CONCRETE (ACI 301-16)
AMERICAN INSTITUTE OF STEEL CONSTRUCTION SPECIFICATIONS (ACI 360-16)

DESIGN LOADS

ROOF SNOW LOAD (P_G)	30 PSF	(C_E = 1.2, C_T = 1.2, I = 1.0)
BASIC WIND SPEED	115 MPH	(EXPOSURE B: I = 1.0)

NO LOAD IN EXCESS OF THE DESIGN LIVE LOADS LISTED SHALL BE IMPOSED UPON ANY AREA DURING CONSTRUCTION. TEMPORARY BRACING, GUY WIRES, ETC. SHALL BE USED AS NECESSARY TO RESIST ALL LOADS TO WHICH THE STRUCTURE MAY BE SUBJECTED DURING CONSTRUCTION. INCLUDING EQUIPMENT AND ITS OPERATION.

FOUNDATIONS

ALL FOOTINGS SHALL PROJECT AT LEAST 12" INTO UNDISTURBED SOIL. BOTTOMS OF ALL EXTERIOR FOOTINGS SHALL BE AT LEAST 2'-6" BELOW GRADE. ALL DISTURBED EARTH UNDER FOOTINGS SHALL BE REPLACED WITH CONCRETE. ALL BEARING STRATA SHALL BE ADEQUATELY DRAINED BEFORE FOUNDATION CONCRETE IS PLACED. ELEVATIONS SHOWN ARE FOR BIDDING PURPOSES ONLY. IF SOIL OF THE DESIGNED CAPACITY IS NOT ENCOUNTERED AT ELEVATIONS SHOWN, THE FOOTINGS SHALL BE LOWERED OF THE SIZE AND REINFORCEMENT ADJUSTED AS DIRECTED BY THE ARCHITECT.

REINFORCEMENT

ASTM A615 GRADE 60 FOR BARS; ASTM A1064 FOR MESH

CONCRETE (REGULAR WEIGHT)

FOUNDATIONS: 3000 PSI, SLUMP = 5" MAX, NO AIR CONTENT

GENERAL NOTES

1. ALL WORK SHALL COMPLY WITH APPLICABLE FEDERAL, STATE, AND LOCAL CODES AND ORDINANCES.
2. THE CONTRACTOR SHALL VERIFY ALL DIMENSIONS AND CONDITIONS IN THE FIELD AND IMMEDIATELY NOTIFY THE ARCHITECT OF ANY ERRORS OR DISCREPANCIES.
3. THE CONTRACTOR SHALL CONTACT THE VARIOUS UTILITY COMPANIES INCLUDING, BUT NOT LIMITED TO MISS UTILITY, FOR THE PURPOSE OF LOCATING ANY AND ALL EXISTING UNDERGROUND UTILITIES. SUCH CONTACT SHALL BE MADE SUFFICIENTLY IN ADVANCE OF COMMENCING OPERATIONS TO ALLOW ADEQUATE TIME FOR MARKING SAID UTILITIES AND NO LESS THAN THE MINIMUM NOTICE REQUIRED BY STATE LAW. THE CONTRACTOR SHALL MAKE ANY OTHER NOTIFICATIONS REQUIRED BY FEDERAL, STATE, OR LOCAL AUTHORITIES.
4. ASSUMED SAFE SOIL BEARING PRESSURE: 1,500 PSF IN RESIDUAL SOIL. CONSULT ARCHITECT IF BUILDING IN FILL.
5. POST, BEAM, AND HEADER SIZES BASED ON NO. 2 SOUTHERN YELLOW PINE.
6. MANUFACTURED PRODUCTS SHALL BE INSTALLED IN STRICT ACCORDANCE WITH MANUFACTURER'S INSTALLATION INSTRUCTIONS AND RECOMMENDATIONS.

DETAIL REFERENCE SYSTEM



PAVILION FOR
PINEY RIVER CABOOSE
3124 PATRICK HENRY HIGHWAY
NELSON COUNTY, VIRGINIA

INDEX OF DRAWINGS

STRUCTURAL

S1 FOUNDATION PLAN
ROOF FRAMING PLAN

ARCHITECTURAL

A1 ELEVATIONS
A2 SECTIONS & DETAILS

GENERAL STRUCTURAL NOTES

THE DRAWINGS SHOW THE GENERAL DETAILS OF CONSTRUCTION. THE CONTRACTOR SHALL NOTIFY THE ARCHITECT WHERE ADDITIONAL DETAILS ARE REQUIRED OR WHERE CONDITIONS ARE ENCOUNTERED THAT ARE NOT ANTICIPATED BY THE DRAWINGS. THE CONTRACTOR SHALL SUBMIT SHOP DRAWINGS FOR WOOD JOISTS, WOOD TRUSSES AND REINFORCING STEEL FOR REVIEW BEFORE FABRICATION.

STRUCTURAL DESIGN STANDARDS

VIRGINIA UNIFORM STATEWIDE BUILDING CODE (2021)
BUILDING CODE REQUIREMENTS FOR STRUCTURAL CONCRETE (ACI 318-19)
SPECIFICATIONS FOR STRUCTURAL CONCRETE (ACI 301-16)
AMERICAN INSTITUTE OF STEEL CONSTRUCTION SPECIFICATIONS (ACI 360-16)

DESIGN LOADS

ROOF SNOW LOAD (Pg)	30 PSF	(Ce = 1.2, Ct = 1.2, I = 1.0)
BASIC WIND SPEED	115 MPH	(EXPOSURE B: I = 1.0)

NO LOAD IN EXCESS OF THE DESIGN LIVE LOADS LISTED SHALL BE IMPOSED UPON ANY AREA DURING CONSTRUCTION. TEMPORARY BRACING, GUY WIRES, ETC. SHALL BE USED AS NECESSARY TO RESIST ALL LOADS TO WHICH THE STRUCTURE MAY BE SUBJECTED DURING CONSTRUCTION. INCLUDING EQUIPMENT AND ITS OPERATION.

FOUNDATIONS

ALL FOOTINGS SHALL PROJECT AT LEAST 12" INTO UNDISTURBED SOIL. BOTTOMS OF ALL EXTERIOR FOOTINGS SHALL BE AT LEAST 2'-6" BELOW GRADE. ALL DISTURBED EARTH UNDER FOOTINGS SHALL BE REPLACED WITH CONCRETE. ALL BEARING STRATA SHALL BE ADEQUATELY DRAINED BEFORE FOUNDATION CONCRETE IS PLACED. ELEVATIONS SHOWN ARE FOR BIDDING PURPOSES ONLY. IF SOIL OF THE DESIGNED CAPACITY IS NOT ENCOUNTERED AT ELEVATIONS SHOWN, THE FOOTINGS SHALL BE LOWERED OF THE SIZE AND REINFORCEMENT ADJUSTED AS DIRECTED BY THE ARCHITECT.

REINFORCEMENT

ASTM A615 GRADE 60 FOR BARS; ASTM A1064 FOR MESH

CONCRETE (REGULAR WEIGHT)

FOUNDATIONS: 3000 PSI, SLUMP = 5" MAX, NO AIR CONTENT

GENERAL NOTES

1. ALL WORK SHALL COMPLY WITH APPLICABLE FEDERAL, STATE, AND LOCAL CODES AND ORDINANCES.
2. THE CONTRACTOR SHALL VERIFY ALL DIMENSIONS AND CONDITIONS IN THE FIELD AND IMMEDIATELY NOTIFY THE ARCHITECT OF ANY ERRORS OR DISCREPANCIES.
3. THE CONTRACTOR SHALL CONTACT THE VARIOUS UTILITY COMPANIES INCLUDING, BUT NOT LIMITED TO MISS UTILITY, FOR THE PURPOSE OF LOCATING ANY AND ALL EXISTING UNDERGROUND UTILITIES. SUCH CONTACT SHALL BE MADE SUFFICIENTLY IN ADVANCE OF COMMENCING OPERATIONS TO ALLOW ADEQUATE TIME FOR MARKING SAID UTILITIES AND NO LESS THAN THE MINIMUM NOTICE REQUIRED BY STATE LAW. THE CONTRACTOR SHALL MAKE ANY OTHER NOTIFICATIONS REQUIRED BY FEDERAL, STATE, OR LOCAL AUTHORITIES.
4. ASSUMED SAFE SOIL BEARING PRESSURE: 1,500 PSF IN RESIDUAL SOIL. CONSULT ARCHITECT IF BUILDING IN FILL.
5. POST, BEAM, AND HEADER SIZES BASED ON NO. 2 SOUTHERN YELLOW PINE.
6. MANUFACTURED PRODUCTS SHALL BE INSTALLED IN STRICT ACCORDANCE WITH MANUFACTURER'S INSTALLATION INSTRUCTIONS AND RECOMMENDATIONS.

DETAIL REFERENCE SYSTEM



COMMONWEALTH OF VIRGINIA
ADRIENNE D. STRONG
No. 401021154
9-28-26
ARCHITECT

REVISIONS

COVER SHEET

GAINES GROUP PC ARCHITECTS

PAVILION FOR
PINEY RIVER CABOOSE
3124 PATRICK HENRY HIGHWAY
NELSON COUNTY, VIRGINIA

JOB NO: 2651
DATE: 9-28-26
DRAWN: ELS

CS

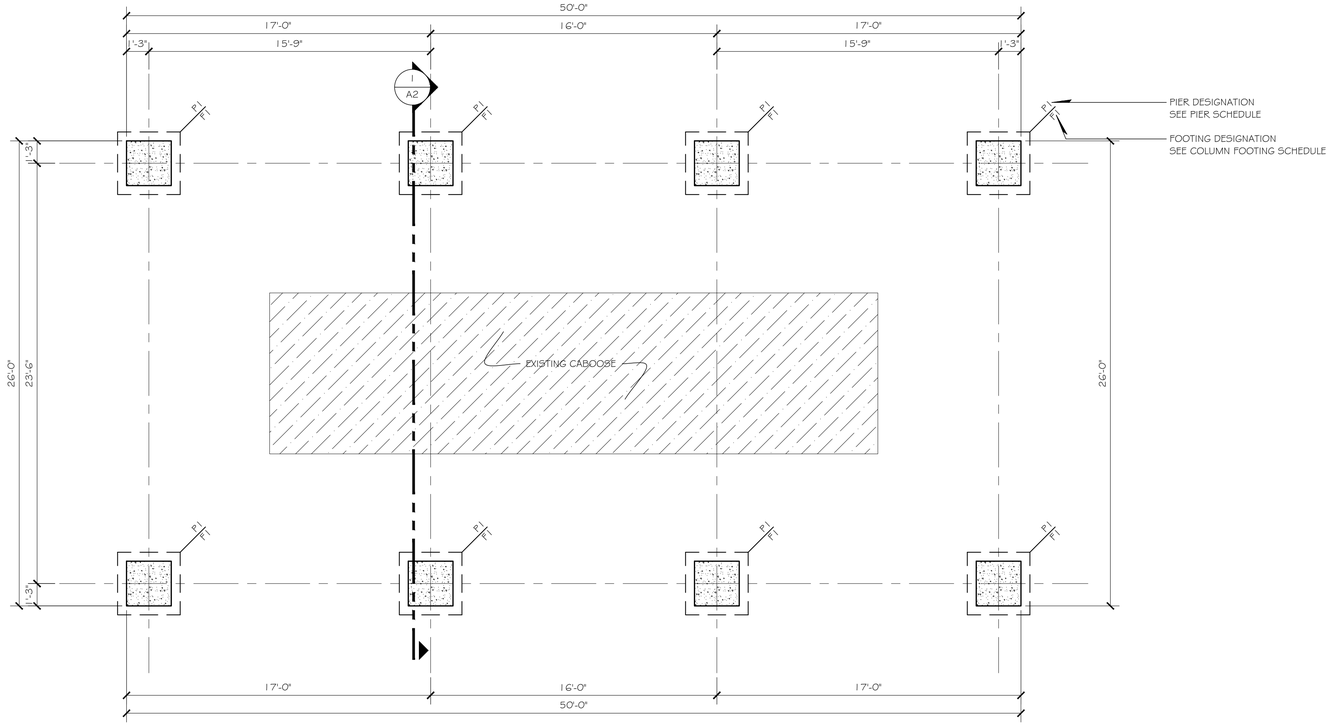

NORTH

FOUNDATION PLAN
SCALE: 1/4" = 1'-0"

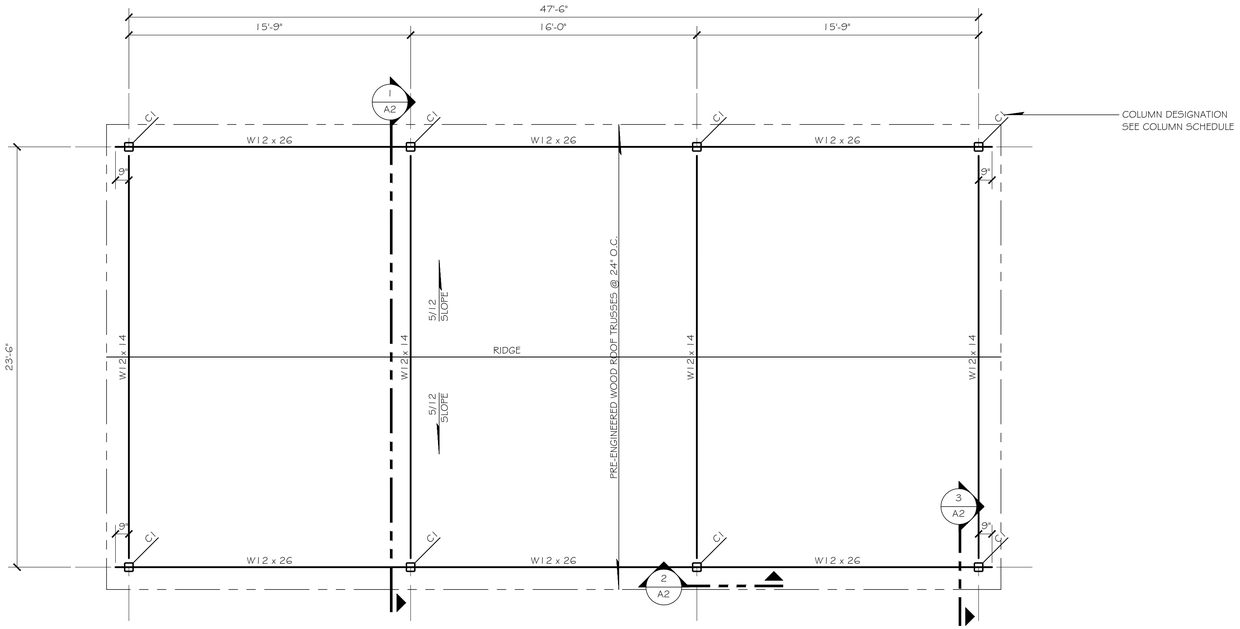

NORTH

ROOF FRAMING PLAN
SCALE: 1/4" = 1'-0"

PIER SCHEDULE

MARK	SIZE	VERT REINF
P1	30" x 30"	(7) - #6 EA FACE (24 TOTAL)

COLUMN SCHEDULE

MARK	SIZE	BASE PLATE
C1	HSS 6x6x$\frac{1}{4}$	1 x 14 x 14

COLUMN FOOTING SCHEDULE

MARK	SIZE	REINFORCEMENT (B) EACH WAY
F1	3'-6" x 3'-6" x 12"	(6) - #4

COMMONWEALTH OF VIRGINIA
ADRIENNE D. STRONG
No. 401021154
9-28-26
ARCHITECT

REVISIONS

FOUNDATION PLAN
ROOF FRAMING PLAN

GAINES GROUP PLLC
ARCHITECTS

PAVILION FOR
PINEY RIVER CABOOSE
3124 PATRICK HENRY HIGHWAY
NELSON COUNTY, VIRGINIA

JOB NO: 2651
DATE: 9-28-26
DRAWN: ELS JMH

S1

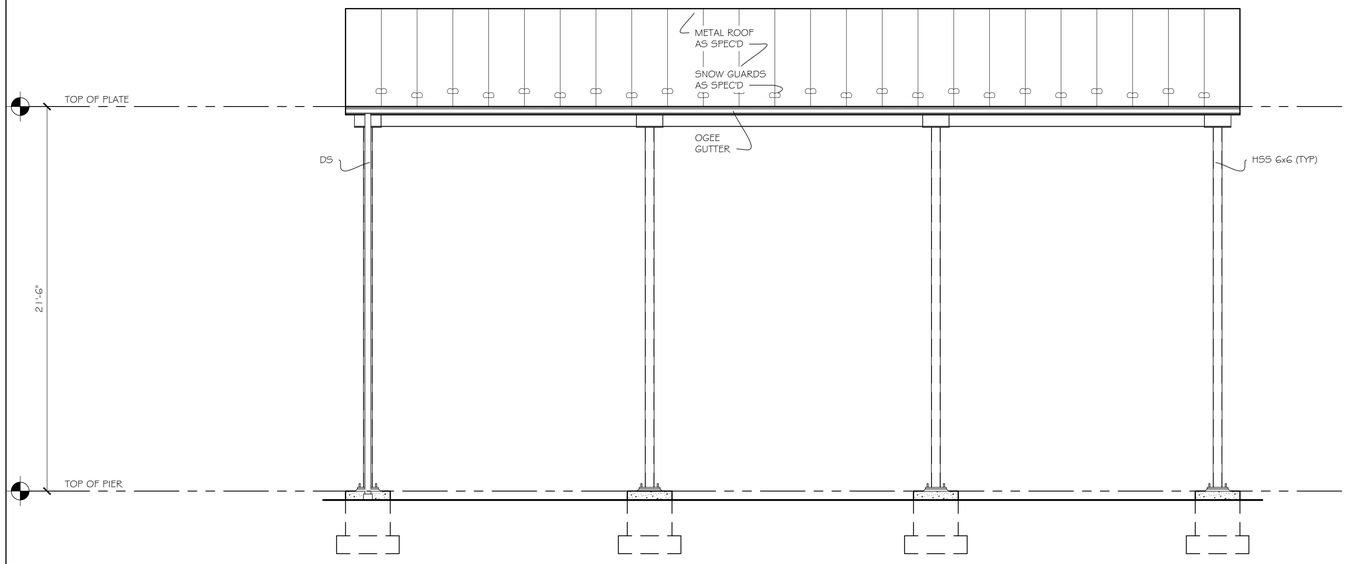

FRONT AND REAR ELEVATION
SCALE: 1/4" = 1'-0"

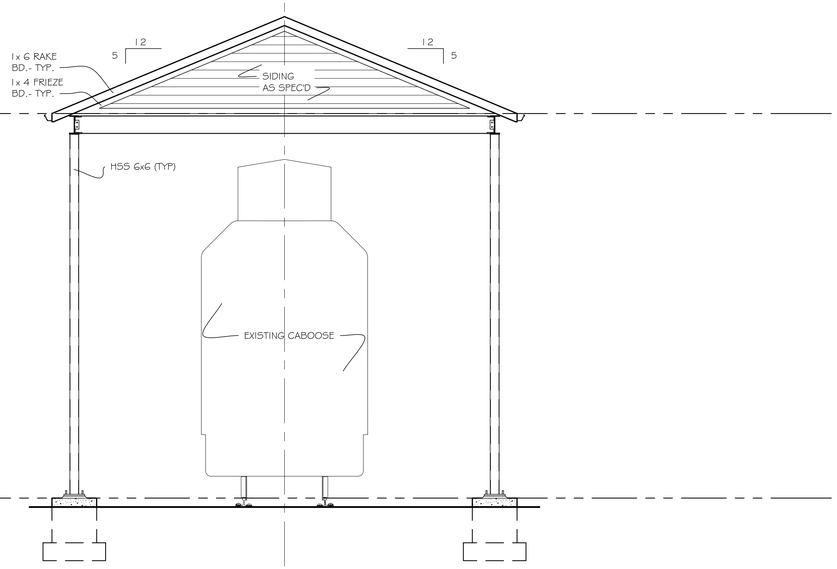

SIDE ELEVATION
SCALE: 1/4" = 1'-0"

COMMONWEALTH OF VIRGINIA
ADRIENNE D. STRONG
No. 401021154
9-28-26
ARCHITECT

REVISIONS

ELEVATIONS

GAINES GROUP PLLC
ARCHITECTS

PAVILION FOR
PINEY RIVER CABOOSE
3124 PATRICK HENRY HIGHWAY
NELSON COUNTY, VIRGINIA

JOB NO:
2651

DATE:
9-28-26

DRAWN:
ELS

A1

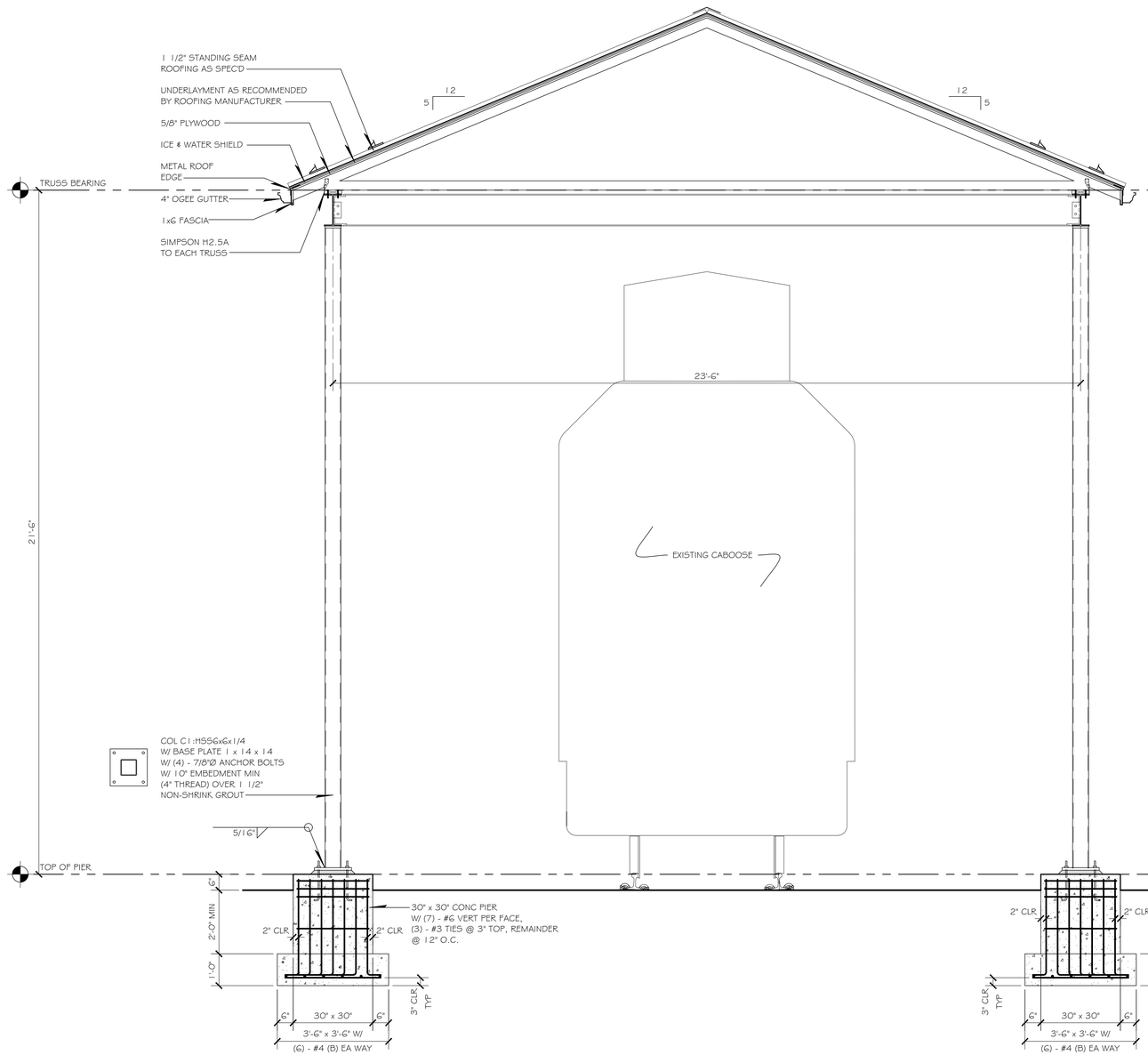

1 / A2 TYP X-SECTION
SCALE: 1/2" = 1'-0"

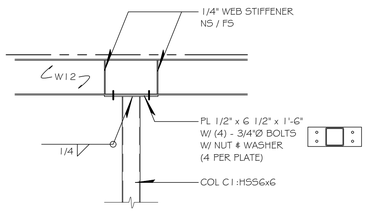

2 / A2 TYP HSS TO W12
MOMENT CONNECTION
SCALE: 1/2" = 1'-0"

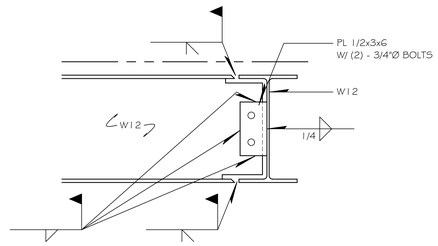

3 / A2 TYP W12 TO W12
MOMENT CONNECTION
SCALE: 1 1/2" = 1'-0"

REVISIONS

SECTIONS & DETAILS

GAINES GROUP PLC
ARCHITECTS

PAVILION FOR
PINEY RIVER CABOOSE
3124 PATRICK HENRY HIGHWAY
NELSON COUNTY, VIRGINIA

JOB NO: 2651
DATE: 9-28-26
DRAWN: ELS JHH

A2

COMMONWEALTH OF VIRGINIA
ADRIENNE D. STRONG
No. 401021154
9-28-26
ARCHITECT