

**BOARD OF
SUPERVISORS**

THOMAS D. HARVEY
North District

ERNIE Q. REED
Central District

JESSE N. RUTHERFORD
East District

J. DAVID PARR.
West District

DR. JESSICA LIGON
South District



CANDICE W. MCGARRY
County Administrator

AMANDA B. SPIVEY
Administrative Assistant/
Deputy Clerk

GRACE E. MAWYER
Director of Finance and
Human Resources

**AGENDA
NELSON COUNTY BOARD OF SUPERVISORS
MARCH 25, 2025**

**THE CONTINUED MEETING CONVENES AT 10:00 A.M. IN THE
OLD BOARD OF SUPERVISORS ROOM (#420), NELSON COUNTY COURTHOUSE,
84 COURTHOUSE SQUARE, LOVINGSTON, VA 22949**

- I. CALL TO ORDER**
- II. 3/18 WORK SESSION & 3/20 JOINT MEETING FOLLOWUP**
- III. FY26 BUDGET WORK SESSION**
 - a. School Budget Request
 - b. Capital Outlay
 - c. 2026 Tax Rates
- IV. OTHER BUSINESS (AS PRESENTED)**
- V. ADJOURN AND CONTINUE TO APRIL 1, 2025 AT 10 A.M. FOR A BUDGET WORK SESSION.**

3/18/25 Budget Work Session (General Fund) &

3/20/25 Joint Budget Work Session with School Board Follow-Up

Revenues:

Well & Septic Fees 001303-0011 – County Code Sec. 4-29 (8) and (9) Fee Schedule provides for a local fee of \$75 for installation of any onsite sewage disposal system and \$25 for construction of a private well; in addition to fees required by VDH. The County permits are issued jointly with the permit issued by VDH. The local VDH collects the fees but we are unsure as to how/where these get remitted; still waiting for a return call/email from the Blue Ridge Health District Administrator for clarification on how these funds flow back to the County.

Jeremy Marrs and I discussed the Board's desire to review the fees charged by the Building Inspections Department and he will begin working on some fee comparisons and suggested fees for the Board's consideration. He thinks he can have this ready by May 2025.

Business License Fees 001203-0001 - Per the State Code section [§ 58.1-3703. Counties, cities and towns may impose local license taxes and fees; limitation of authority](#) , we cannot charge more than \$30 for a Business License based on our population size. We'd have to have a population of 25,000 to go to the next level of \$50.

[23VAC10-500-100. Rates and fees.](#)

23VAC10-500-100. Rates and fees.

A. The uniform ordinance provisions establish two thresholds; one for license fees and another for license taxes. The following chart gives an overview of the thresholds' application to the exemption based on gross receipts and the limitation on the license fee based on a locality's population:

Population	Maximum License Fee Amount	Gross Receipts Threshold Amounts
0-24,999	\$30	No dollar threshold amount
25,000-50,000	\$50	\$50,000
50,001+	\$50	\$100,000

Spay & Neuter Fund 002404-0055 – Per State Code Section [§ 58.1-344.3. Voluntary contributions of refunds requirements](#), these funds are remitted by the State Department of Taxation to the County and represent monies contributed to the State Spay and Neuter Fund through designation on local tax returns.

19. Voluntary contribution to the Spay and Neuter Fund.

All moneys contributed shall be paid to the Spay and Neuter Fund for use by localities in the Commonwealth for providing low-cost spay and neuter surgeries through direct provision or

contract or each locality may make the funds available to any private, nonprofit sterilization program for dogs and cats in such locality. The Tax Commissioner shall determine annually the total amounts designated on all returns from each locality in the Commonwealth, based upon the locality that each filer who makes a voluntary contribution to the Fund lists as his permanent address. The State Treasurer shall pay the appropriate amount to each respective locality.

Expenditures:

Capital Outlay 91050-7185 Animal Control Vehicle: Request was intended for FY27; so staff recommends removal of this funding. Current Vehicle inventory is below:

VIN#	Vehicle Description	Odometer Reading	Odometer Reading	Annual
(last 4 nos.)	Year, Make, Model	Dec. 2, 2023	Nov. 1, 2024	Mileage
6572	2012 CHEVY 1500	115,100	152,187	37087
8889	2020 FORD F250 4X4	55,460	72,834	17374
3888	2023 FORD F150 4X4	8,916	21,243	12327
3893	2023 FORD F150 4X4	7,565	17,869	10304

Capital Outlay 91050-7084 ECC First Response Vehicle: Funding for the Animal Control Vehicle above, if removed, could be re-allocated to fund this request. John is researching other less expensive options that could be just as suitable as a the SSV Tahoe requested. (see attached information on 2025 Dodge Ram SSV) The body of his current vehicle has significant rust issues due to it being subjected to a lot of salt when previously utilized by Wintergreen Fire and Rescue and may not pass its next State Inspection per Bus Garage staff.

Department: ECC First Response Vehicle					
VIN#	Vehicle Description	Odometer Reading	Odometer Reading	Annual	Total
(last 4 nos.)	Year, Make, Model	Dec. 2, 2023	Nov. 1, 2024	Mileage	Mileage
821	2002 Chevy Tahoe		169,396	169,396	

Miscellaneous:

Roseland Volunteer Rescue Squad Ambulance – Rotation of Volunteer ambulances into the NEMS service program was discontinued several years ago, however; units are borrowed from Rockfish Volunteer Rescue if NEMS is in a bind. Roseland Volunteer Rescue only has one viable ambulance in service per C. Sheets.

Piney River Water/Sewer Rates – Staff will report back on developed fee recommendations and procedural steps for increasing these rates. It is likely we will need to build this fund’s FY26 budget on current rates and amend it if/when new rates are established.

Current Rates are:

	Water	Sewer
Minimum usage—Up to 4,000 gallons per month	\$29.90	\$29.60
Cost per 1,000 gallons, exceeding 4,000	6.10	6.85

Unmetered water or sewer residential customers will be charged for four thousand (4,000) gallons per month.

Nelson County Service Authority Rates (effective July 1, 2023)

Base Service Fee allots consumption up to 4,000 gallons per billing period.

	Base Service Fees	
	Water	Sewer
Lovington, Schuyler, Gladstone	48.30	69.70
Wintergreen Mountain System	52.90	69.70

Usage Fees Per 1,000 gallons

For water and sewer usage over 4,000 gallon minimum

- A. Water Usage Fees \$12.00/1000 gallons
Note: Unmetered residential customers will be charged 4,000 gallons per month.
- B. Sewer Usage Fees \$11.30/1000 gallons
Note: Unmetered residential customers will be charged 4,000 gallons per month.

School Division:

School Bus Fleet – Fleet information was provided at the joint meeting with the School Board on 3/20/25.

Updated School CIP – Will be provided when received from the School Division.

State/Local Funding Based on .6645 LCI (See Attached from DOE):

FY26 Funding of Total Programs Based on General Assembly Budget and 1,417 Enrollment:

FY26 **State Share** of Total Funded Programs: \$9,996,425

FY26 **Local Share** of Total Funded Programs: \$13,256,834

FY26 Required Local Effort for Standards of Quality (SOQ) Accounts (GA Budget and 1,417 Enrollment) - \$9,997,003

Request for Vehicle

Emergency Services

FY26 2024-2025 Budget

Currently Emergency Services is using a 2002 Chevrolet Tahoe that was donated by Wintergreen Fire for use by the Director of Emergency Services. Though the vehicle is in decent shape for a 22-year-old vehicle, it is now experiencing the gremlins of a vehicle that age. It currently has 170,000 miles. There are a couple of issues that need addressing. These issues the bus garage has declined to address do to the time and complexity. These are manageable by keeping a check on oil etc. Current vehicle has oil leaks and when full, the smell of gasoline. When at Martin's Body Shop for repairs, Mr. Martin advised to not use the tow hitch due to rust.

Previously, this office had not done much field response or field work. Since I have taken over, I do respond to calls as needed. I have also attended training and meetings that have already taken me from VDEM in Richmond to Roanoke. Before receiving the vehicle from Wintergreen, some months had mileage reimbursement of \$400 or more. When traveling to meetings and classes, the vehicles does represent the county and my office. While serviceable, it does present a certain image.

We are requesting a Chevrolet Tahoe SSV 4WD to replace the current Tahoe. The SSV is a Special Services Vehicle. The Tahoe is the best fit for Emergency Management functions. The command cabinet in my current Tahoe was bought in mind of a potential transfer to a newer Tahoe, which is 2" narrower than the current one. The vehicle would be equipped as a marked vehicle with emergency markings and lights. The choice of this vehicle, as opposed to a police model, would allow for better use in inclement weather and off road situations. Radios will be transferred from my current vehicle and there will only be the cost of the install.

We are also requesting to keep the current Tahoe in the fleet as a secondary/backup vehicle for Emergency Services. Currently we have 2 members of the emergency management team. In a disaster situation, this would allow an extra marked vehicle for field use. This would also be used by the ECC for classes, et. Currently the ECC has to request the one motor pool vehicle available, and if someone else has it, then drive POV and request reimbursement.

Cost:

2024 Chevy Tahoe SSV	\$54777.18
Emergency Equipment	\$15,000 (estimated) (lights, siren, install)
Graphics	\$1750 (estimated)

\$71,527.18

91050-7084

Candy McGarry

From: John Adkins
Sent: Wednesday, March 19, 2025 9:29 AM
To: Candy McGarry
Subject: FW: NOW AVAILABLE: Heavy Duty Ram 2500 SSV for Fire and Rescue Operations
Attachments: 2500 Ram SSV (1) - Flyer.pdf; 25MY 2500-3500 HD SSV Buyers Guide.pdf

John Adkins BS, EMPP
Director of Emergency Services.
434-263-7045 office
434-263-7046 fax
434-962-2146 cell

National Suicide & Crisis Lifeline - Dial 988



From: Niki Burkepile <nburkepile@magiccityautogroup.com>
Sent: Tuesday, March 18, 2025 4:09 PM
To: John Adkins <jadkins@nelsoncounty.org>
Subject: NOW AVAILABLE: Heavy Duty Ram 2500 SSV for Fire and Rescue Operations



IRONSCALES couldn't recognize this email as this is the first time you received an email from this sender nburkepile@magiccityautogroup.com

Coordinator Adkins,

Magic City Auto Group of Bedford has available the new 2025 Ram 2500 Crew Cab 4x4 SSV. It is through the Virginia Sheriff's Association Contract #25-08-0917, VSA Spec #241.

This rugged, heavy-duty Special Service Vehicle could be the right addition to your fleet at this time or for your next budget year.

- Included as attachments are.....

- Ram 2500 SSV Flyer
- Ram 2500 SSV Plus Buyer's Guide which covers
 - o All Select Features, Standard Equipment (Hemi Engine), and Option Groups.

The base contract price for your location is **\$43,082.00**. Delivered. This includes regional concessions of \$7,000.

Can we put together a quote for you or answer any questions?

-

Just reply "Contact me" and we'll be in touch.

Thank you,

Niki Burkepile

Fleet & Municipal Sales

Magic City Chrysler, Dodge, Jeep, Ram

1750 Independence Blvd. Bedford, VA 24523

Ph:540-586-8221 Fax:540-586-2038

Cell:434-665-2883



MAGIC CITY
A U T O G R O U P

Disclaimer

The information contained in this communication from the sender is confidential. It is intended solely for use by the recipient and others authorized to receive it. If you are not the recipient, you are hereby notified that any disclosure, copying, distribution or taking action in relation of the contents of this information is strictly prohibited and may be unlawful.

This email has been scanned for viruses and malware, and may have been automatically archived by Mimecast, a leader in email security and cyber resilience. Mimecast integrates email defenses with brand protection, security awareness training, web security, compliance and other essential capabilities. Mimecast helps protect large and small organizations from malicious activity, human error and technology failure; and to lead the movement toward building a more resilient world. To find out more, visit our website.

From: [John Adkins](#)
To: [Amanda Spivey](#)
Subject: Fw: Quote for 2025 Ram 2500 Crew Cab 4x4 SSV
Date: Monday, March 24, 2025 2:27:11 PM
Attachments: [Nelson County - 2025 Ram 2500 Crew Cab 4x4 SSV 3-24-25.ods](#)

Sent from my Verizon, Samsung Galaxy smartphone
Get [Outlook for Android](#)

From: Bill Sinclair <bsinclair@magiccityautogroup.com>
Sent: Monday, March 24, 2025 2:24:42 PM
To: John Adkins <jadkins@nelsoncounty.org>
Subject: Quote for 2025 Ram 2500 Crew Cab 4x4 SSV

John,

Thank you again for your inquiry. Attached please find a Pricing Template (Quote) for a 2025 Ram 2500 Crew Cab 4x4 SSV (Special Service Vehicle) in White. This vehicle falls under the Virginia Sheriff's Association Contract 25-08-0917 and is VSA Spec #241.

Please note that the following options are included in the quote and details are provided.

- AAP - Special Service Group
- ANT - Bed Convenience Group
 - This has changed and now includes just the Spray in Bedliner and the LED Bed Lighting. The rear deployable step has been dropped due to supply chain issues.
- A7C - Chrome Appearance Package
 - Note that this option also includes Chrome-Clad Steel Wheels.
- Remote Start is not available as an option on this vehicle. I've included an additional line item for a Remote Start Module which would be activated by your key fob. This work would be done by an outside contractor. Magic City Auto Group of Bedford would arrange for delivery of the unit, installation, and pickup at the contractor prior to the vehicle being delivered to your location.
 - Sidenote: You may want to consider checking with your upfitter to determine if they can / will install this module.

The Buyers Guide, which was included in our earlier correspondence, covers the many standard features on this vehicle. We've discussed your requirements, and I believe we have included all of them in this quote.

You're aware that ordering for this vehicle is now scheduled to close on April 4th. This does require getting a Purchase Order in our hands prior to then. We would appreciate a few days

in advance of the 4th if at all possible if you move forward with this purchase. We'd appreciate the opportunity to be of service.

Thank you and please let me know if you have any questions.

With best regards,

Bill Sinclair

Bill Sinclair

VSA Pursuit & General Service Vehicle Sales

Magic City Chrysler Dodge Jeep Ram of Bedford
1750 Independence Blvd.
Bedford, VA 24523

bsinclair@magiccityautogroup.com

Cell: 540-525-9608


Land: 540-586-8221


MAGIC CITY
A U T O G R O U P

Disclaimer

The information contained in this communication from the sender is confidential. It is intended solely for use by the recipient and others authorized to receive it. If you are not the recipient, you are hereby notified that any disclosure, copying, distribution or taking action in relation of the contents of this information is strictly prohibited and may be unlawful.

This email has been scanned for viruses and malware, and may have been automatically archived by Mimecast, a leader in email security and cyber resilience. Mimecast integrates email defenses with brand protection, security awareness training, web security, compliance and other essential capabilities. Mimecast helps protect large and small organizations from malicious activity, human error and technology failure; and to lead the movement toward building a more resilient world. To find out more, visit our website.

	VSA POLICE AND SSV PRICING TEMPLATE						
	DATE:				3/24/25		
	LOCALITY:				Nelson County Office of Emergency Management		
	ATTENTION:				John Adkins: Emergency Services Coordinator		
	VSA SPEC #				241		
	VSA CONTRACT #:				25-08-0917		Eff. Oct 9, 2024
	VEHICLE DESCRIPTION:			2025 Ram 2500 Crew Cab 4x4 SSV - Short Bed			
				(SSV: Special Service Vehicle)			
				6.4 Liter Hemi V8 Engine			
				8HP75 8-Speed Automatic Transmission			
	2025 VSA BASE CONTRACT PRICE:						\$43,082.00
	OPTIONS:						
	AAP	SPECIAL SERVICE GROUP*					\$784.90
	ANT	BED CONVENIENCE GROUP**					\$512.30
	A7C	CHROME APPEARANCE GROUP***					\$1,029.30
		Remote Start Capability Module added - Work done by outside contractor. MCAG of Bedford to arrange for installation.					\$720.00
						TOTAL	\$46,128.50
See included SSV Buyers Guide for Additional Details.							
(*AAP): Special Service Vehicle Group: Includes Transfer Case Skid Plate, Dash Pass-Through Wire Circuits, Upfitter Electronic Module (Vehicle System Interface Module {VSIM}) and Dash Mounted Auxillary Switches.							
(**ANT): Bed Convenience Group: Includes LED Bed Lighting and Spray-In Bed Liner.							
(**A7C): Chrome Appearance Group: Includes Overhead Console, Exterior 115 Volt Outlet, 400 Watt Inverter, Interior Front 115 Volt Outlet, Chrome Grill Surround, Chrome Front and Rear Bumpers, and <u>Chrome-Clad Steel Wheels.</u>							
	QUANTITY:		1				
	EXTERIOR COLOR:		White				

	DELIVERY:		Price includes delivery to Nelson County Office of Emergency Mgmt.				
	AVAILABILITY:		Delivery to dealership in 120-150 days.				
PLEASE NOTE.....							
	Please issue Purchase Order(s) to:						
	Magic City CDJR Bedford LLC						
	1750 Independence Blvd.						
	Bedford, VA 24523						
PLEASE INCLUDE THIS PRICING TEMPLATE WITH PURCHASE ORDER.							

2025 RAM HEAVY DUTY SPECIAL SERVICE VEHICLE



SELECT FEATURES

- 6.4L HEMI® V8 Engine/8HP75 8-speed Automatic Transmission
- Alternator – 220-amp
- Battery – 730-amp, maintenance-free
- Class V Hitch Receiver
- Driver's- and Passenger-Side Assist Handles
- Four-Wheel Antilock Disc Brakes
- LED Fog Lamps
- LED Reflector Headlamps with Auto Feature
- Locking Tailgate
- Power Recirculating Ball Steering
- Ram Air Filtration System
- Rear Axle – 11.5-inch
- Tilt Steering Column
- Tinted Glass, All Windows
- Trailer-Tow Harness – Four-/seven-pin connector
- Variable/Intermittent Windshield Wipers

SAFETY & SECURITY

- Adaptive Cruise Control (ACC) with Stop⁽⁶⁾
- Air Bags⁽³¹⁾ – Multistage driver's and front-passenger, supplemental side-curtain and side-seat
- Dynamic Front Crumple Zones and Side-Impact Door Beams

- Electronic Stability Control (ESC)⁽⁸⁾ System – Includes Brake Assist, Electronic Roll Mitigation, Hill Start Assist, Rain Brake Support, Ready Alert Braking, Full-Function All-Speed Traction Control and Trailer Sway Damping⁽⁸⁾
- Enhanced Accident Response System
- Full-Speed Forward Collision Warning Plus⁽⁹⁾
- ParkView® Rear Back-Up Camera⁽⁴⁾
- Pedestrian/Cyclist Emergency Braking⁽⁹⁾
- Sentry Key® Theft Deterrent System
- Tire Pressure Information System (3500 models)
- Tire Pressure Monitoring System with Display (2500 only)

AVAILABLE FLEET FEATURES

- *V9 Cloth Bench Seat Option for Tradesman®
- Blind Spot Monitoring (BSM)⁽⁷⁾ and Rear Cross-Path Detection System⁽⁴⁾ for Tradesman
- Low-Volume Paint Options
- Two Additional Key Fobs for Tradesman

ENGINES	HORSEPOWER ⁽³²⁾	TORQUE ⁽³²⁾
6.4L HEMI V8	405 hp @ 5,600 rpm	429 lb-ft @ 4,000 rpm
6.7L High-Output (HO) Cummins® Turbo Diesel	430 hp @ 2,800 rpm	1,075 lb-ft @ 1,800 rpm

RAM 2500 EXTERIOR DIMENSIONS ⁽³³⁾			
All specs are for base models only.	Regular Cab	Crew Cab	
	8' Box	6'4" Box	8' Box
Overall Width	83.5	83.5	83.5
Overall Height (4x4)	80.2	80.2	80.1
Overall Length	232	238.8	260.8
Track – Front	68.7	68.7	68.7
Track – Rear	68.1	68.1	68.1
Wheelbase	140.2	149.1	169

RAM 3500 EXTERIOR DIMENSIONS ⁽³³⁾					
All specs are for base models only.	Regular Cab		Crew Cab		
	8' Box	8' Box DRW	6'4" Box	8' Box	8' Box DRW
Overall Width	83.5	96.5	83.5	83.5	96.5
Overall Height (4x4)	80.4	79.5	80.3	79.8	79.3
Overall Length	232	232	238.8	260.8	260.8
Track – Front	67.7	67.7	67.7	67.7	67.7
Track – Rear	67.1	75.9	67.1	67.1	75.9
Wheelbase	140.2	140.2	149	169.3	169.3

TOWING ⁽²⁹⁾	
Maximum Towing (lb)	
– 2500	19,970
– 3500	36,580

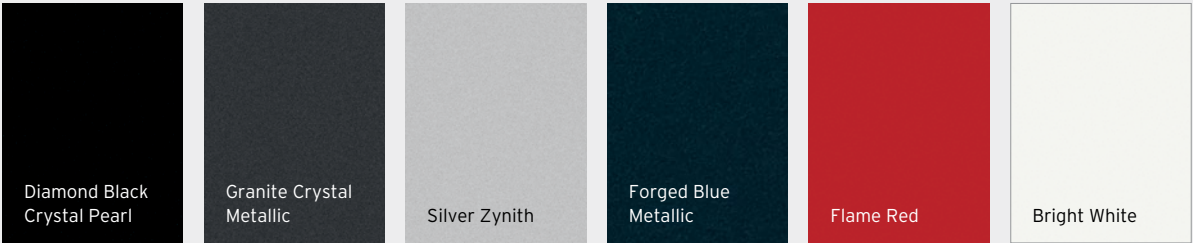
INTERIOR DIMENSIONS ⁽³³⁾		
Ram Interiors	Regular Cab	Crew Cab
Headroom (front / rear)	39.8	40.9 / 39.8
Hip Room (front / rear)	62.9	62.9 / 62.7
Shoulder Room (front / rear)	65.9	65.9 / 65.6
Legroom (front / rear)	40.9	40.9 / 40.2
Seating Capacity (max occupants)	3	6

ALL RAM PICKUP BOXES ⁽³³⁾	6'4" BOX	8' BOX
Maximum Length at Floor	76.3	98.3
Front of Box to End of Open Tailgate	100.2	120.2
Depth of Box/Open Tailgate	20.1 / 20.1	20.2 / 20.2
Cargo Volume (cu ft)	57.5	74.7
Width between Wheelhousings	51	51
Maximum Width, Wall-to-Wall	66.4	66.4

PAYLOAD ⁽²⁹⁾	
Maximum Payload (lb)	
– 2500	3,660
– 3500	7,210

2025 RAM HEAVY DUTY SPECIAL SERVICE VEHICLE

EXTERIOR PAINT COLORS



STANDARD FEATURES AND OPTIONS

CPOS	2TA
------	-----

CONFIGURATIONS	
Body Model – Regular Cab 8'-box – 140.2-inch wheelbase (-62)	•
– Crew Cab 6'4"-box – 149.1-inch wheelbase (Single Rear Wheel (SRW) only) (-91)	O
– Crew Cab 8'-box – 169.1-inch wheelbase (-92)	O
Drive – 4x4 (2500/3500)	•

ENGINES/TRANSMISSIONS	
6.4L HEMI® V8/8-speed Automatic (8HP75) (ESL/DFX)	•
6.7L High-Output (HO) Cummins® Turbo Diesel/8-speed ZF Powerline Automatic (ETM/DFM)	O

MECHANICAL FEATURES	
Alternators – Single 220-amp (BAJ)	•
– Dual: 400-amp (XBJ)	O
– Dual: 480-amp (diesel engine only) (XF1)	O
Axle Ratios – 3.42 (included with ETM) (DMR)	P
– 3.73 (DME)	•
– 4.10 (requires ESL) (DMF)	O
Brakes – Power-assisted four-wheel antilock (BRT)	•
– Electronic Stability Control (ESC) ⁽⁸⁾ System (BNB)	•
– Brake Assist (BGE)	•
– Pedestrian/Cyclist Emergency Braking ⁽⁹⁾ (LST)	•

STANDARD FEATURES AND OPTIONS

CPOS	2TA
------	-----

MECHANICAL FEATURES (CONTINUED)	
Brakes (continued) – Electronic Roll Mitigation (BNS)	•
– Hill Start Assist (BNG)	•
– Traction Control (BNM)	•
– Trailer Sway Damping ⁽⁸⁾ (BNT)	•
– Ready Alert Braking (BHD)	•
– Mechanical park brake	•
– Diesel exhaust brake (included with diesel engine) (NEN)	P
Differential – Open (2500 only) (DS8)	•
– Antispin rear (2500: optional; required if 4.10 axle and gas engine; 3500: standard) (DSA)	O/•
Engine Thermal Management – Engine cooling, heavy-duty (standard with diesel engine) (NMC)	P
– Active grille shutters (MDX)	•
– Front grille cover (included with Cold Weather Group) (XD6)	P
– Engine block heater (included with Cold Weather Group on diesel engine) (NHK)	O/P
– Supplemental cabin heater (included with diesel engine) (HDB)	P
Fuel Tank – 28-gallon (included with Regular Cab with diesel engine) (NGC)	P
– 31-gallon (standard on Crew Cab with 6'4" box) (NFT)	•
– 32-gallon (standard on Regular Cab and Crew Cab with 8' box) (NFX)	•
– 50-gallon (optional on Crew Cab with 8' box; Tradesman only for 2500 model) (NFC)	O
Shocks – Front and rear, heavy-duty - Magneti Marelli™ with KONI® Frequency Selective Damping valving (SFB/SGB)	•
Skid Plates (4x4) – Transfer case (included with Special Service Vehicle Group (AAP)) (XEF)	•

• = Standard. O = Optional. P = Available with Package noted. F = Fleet only.

2025 RAM HEAVY DUTY SPECIAL SERVICE VEHICLE

	Tradesman®
STANDARD FEATURES AND OPTIONS	
CPOS	2TA
MECHANICAL FEATURES (CONTINUED)	
Start Control – Keyless push-button start (GX4)	•
Steering – Power, recirculating ball (SBE)	•
Suspension – Three-link front	•
– Rear link with coil springs (2500 only)	•
– Rear Hotchkis leaf-spring (3500 only)	•
– Stabilizer bar, front, standard (SHA)	•
– Auto-Level Rear Air Suspension (3500 only) (SEB)	O
Tow Hooks – Black (XEA)	•
Trailer Tow – Four-pin trailer harness plug, rear bumper (combination receptacle with seven-pin) (XFU)	•
– Seven-pin trailer harness plug, rear bumper (combination receptacle with four-pin) (XFK)	•
– Class V hitch receiver (20K-lb 2500/23K-lb 3500) (XFR)	•
– Mopar® Fifth-Wheel Hitch, 20K lb (requires Fifth-Wheel/Gooseneck Prep Group) (XML)	O
– Mopar Fifth-Wheel Hitch, 30K lb (3500 Dual Rear Wheel (DRW) only; requires Fifth-Wheel/Gooseneck Prep Group) (XNH)	O
Transfer Case (4x4 only) – Electronic shift-on-the-fly (DK3)	•
Upfitter Module – Upfitter Electronic Monitoring Module (Vehicle System Interface Module (VSIM); included with Special Service Vehicle Group (AAP)) (XXS)	•
EXTERIOR FEATURES	
Bed Step, Rear, Deployable – Mopar (included with Bed Utility Group) (MDN)	P
Bedliner – Spray-in (included with Bed Utility Group) (XMF)	P
Bumpers – Black-painted, front and rear (MB1/MBN)	•
– Chrome, front and rear (included with Chrome Appearance Group and L2 Group) (MCT/MBF)	P
Center High-Mounted Stop Lamp (CHMSL) – Lamp (incandescent) with cargo-box illumination (LPE)	•
– LED with camera (included with Towing Technology Group; requires UBQ radio) (LPD)	P
Clearance Lamps, LED – Cab-mounted (optional on 2500 and 3500 Single Rear Wheel (SRW); included with 3500 DRW) (LNC)	O/P
– Box- and rear-fender-mounted (included with 3500 DRW) (LND)	P
Fog Lamps – LED with cornering feature (LNV)	•
Grilles – Matte Black upper header/lower appliqué (MM5)	•
– Chrome upper header/lower appliqué (included with Chrome Appearance Group and L2 Group) (MNQ)	P
– Tradesman grille with Matte Black-painted nostrils (MFF)	•
– Matte Black mesh with Chrome (included with Chrome Appearance Group and L2 Group) (MAF)	P

	Tradesman®
STANDARD FEATURES AND OPTIONS	
CPOS	2TA
EXTERIOR FEATURES (CONTINUED)	
Headlamps/Taillamps – LED reflector headlamps (LM3)	•
– Incandescent taillamps (LA6)	•
– Daytime running lamps (DRLs), low-beam (LM1)	•
– Premium LED taillamps (included with Blind Spot Monitoring (BSM) ⁽⁷⁾) (LAY)	P
– Automatic headlamps (LMG)	•
– Auto High-Beam Headlamp Control (included with Safety Group) (LMS)	P
Lighting – Pickup box (included with Bed Utility Group) (LPL)	P
Mirrors, Exterior – Trailer-tow, manual-adjust for flat and convex mirrors, manual-adjust for folding and telescoping (GT1)	•
– Trailer-tow, heated, power-adjust for flat and convex mirrors, manual-adjust for folding and telescoping; includes mirror running lights, courtesy lamps and supplemental turn signals (included with L1 and L2 Groups) (GT2)	P
– Trailer-tow, heated, power-adjust for flat and convex mirrors, power-adjust for folding and telescoping; includes mirror running lights, courtesy lamps, supplemental turn signals and forward/reverse utility lights (included with Towing Technology Group) (GT3)	P
– Exterior mirror color – Black (LE4)	•
Paint – Monotone (APA)	•
Side Steps/Running Boards – Side steps, tubular, Black, cab-length (included with L1 and L2 Groups) (MRU)	O/P
Tailgate – Locking (XJJ)	•
Tie-Downs – Lower, fixed (four)	•
Tonneau Cover – Soft tri-fold (CS7)	O
Windshield Wipers – Variable/intermittent (JHA)	•
– Rain-sensitive (included with Safety Group) (JHC)	P
INTERIOR FEATURES	
Air Conditioning – Manual temperature control; base (HAA)	•
– Dual-Zone automatic temperature control (included with Convenience Group) (HAF)	P
Auxiliary Switches – Instrument panel-mounted (included with Special Service Vehicle Group (AAP)) (LHL)	•
Auxiliary Pass-Through Wires (quantity four; included with Special Service Vehicle Group (AAP)) (BC3)	•
Consoles and Storage – Storage, floor-mounted tray (included with bench seat only; not included on Regular Cab 4x2) (CUY)	P
– Storage, behind-seat (Regular Cab) (CU3)	•
– Storage, rear underseat compartment (Crew Cab only) (CUE)	•
– Close-out panel, in-floor storage (Crew Cab only) (CUH)	•
– Overhead console (incandescent lighting; included with Chrome Appearance Group and L1 & L2 Groups on Regular Cab) (CUN)	P/•

2025 RAM HEAVY DUTY SPECIAL SERVICE VEHICLE

	Tradesman®
STANDARD FEATURES AND OPTIONS	
CPOS	2TA
INTERIOR FEATURES (CONTINUED)	
Door Locks – Powered and speed-sensitive (JPH)	•
– Remote Keyless Entry (GXM)	•
Instrument Cluster, Display – 3.5-inch Driver Information Display (DID), color (JAK)	•
– 7-inch DID, color (included with Safety Group) (JAL)	P
Off-Road Pages Application in Radio (included with UBQ radio) (JA8)	P
Pedals – Non-adjustable (XA8)	•
Seats – Heavy-duty vinyl 40/20/40 split-bench front with manual-adjust and folding rear bench (Crew Cab) (*TX)	•
– Cloth 40/20/40 split-bench front with manual-adjust and folding rear bench (Crew Cab; included with L1 and L2 Groups) (*V9)	F/P
Speed Control – Adaptive Cruise Control (ACC) with Stop ⁽⁶⁾ (NH3)	•
Steering Wheel – Urethane (SCF)	•
– Luxury (included with Safety Group) (SCK)	P
– Audio controls (included with SCK) (RDZ)	P
Mirror – Rearview, auto-dimming (included with Safety Group and Convenience Group) (GNK)	P
– Rearview, digital (dedicated camera located in Center High-Mounted Stop Lamp (CHMSL); included with Tow-Mode Digital Rearview Mirror Package) (GRG)	P
– Rearview, digital 3.0 (included with Tow Technology Plus Group) (GNQ)	P
Windows – Power, front one-touch down (Regular Cab only) (JPY)	•
– Power, front one-touch up/down (Crew Cab) (JP3)	•
– Rear, fixed (GJD)	•
– Rear, manual-sliding (Regular Cab only; included with L1 and L2 Groups) (GFD)	P
– Rear, power-sliding (Crew Cab only; paired with defroster; included with L1 and L2 Groups) (GFE)	P
– Rear window defroster (optional with fixed rear glass on Tradesman) (GFA)	O
UCONNECT® MULTIMEDIA	
Uconnect Voice Command (XRB)	•
Compass – Compass and temperature display (in radio) (JFJ)	•
– GPS antenna input on radio (JLP)	•
Connectivity, Radio – Auxiliary input, headphone jack	•
– Front Media Hub (one fully functional USB, one charging-only USB and one auxiliary input; each USB connection is a Type-A/-C USB pair) (RSF)	•
– Single-remote USB port - Charging only (center armrest, Type-A; included with *TX and *V9 seats) (RS3)	P
– Apple CarPlay™ ⁽¹⁶⁾ (RFP)	•
– Android Auto™ ⁽¹⁵⁾ (RF5)	•

	Tradesman®
STANDARD FEATURES AND OPTIONS	
CPOS	2TA
UCONNECT MULTIMEDIA (CONTINUED)	
Power – 12-volt DC auxiliary power point (JJJ)	•
– Front 115-volt, 400-watt outlet (three-prong; included with Chrome Appearance Group and L1 & L2 Groups) (JKV)	P
– Exterior 115-volt, 400-watt outlet (three-prong, located in driver’s-side pickup box inner; included with Chrome Appearance Group and L1 & L2 Groups; not available with Box Delete) (XBE)	P
– 2.4-kW On-Board Power System (requires XF1 or XBJ dual alternators) (XBH)	O
– Accessory delay	•
Systems – Uconnect 5 with 8.4-inch touchscreen display (UBE)	•
– Uconnect 5 NAV with 12-inch touchscreen display (included with Convenience Group) (UBQ)	P
SiriusXM® Radio ⁽²¹⁾ (RSD)	•
TomTom® Connected Travel and Traffic Services ⁽²²⁾ (included with UBQ radio) (RTV)	P
SiriusXM with 360L ⁽²¹⁾ (included with UBQ radio) (RTU)	P
Speaker Systems, Audio – Base four-speaker system (standard on Regular Cab Tradesman only) (RCD)	•
– Base six-speaker system (standard on Crew Cab; included with Convenience Group on Regular Cab) (RCG)	•/P
Active Noise Control System (standard with 6.4L gas engine and 6.7L diesel engine on Crew Cab; included with L1 Group if equipped with 6.7L diesel engine on Regular Cab only) (JLW)	•/P
TIRES	
Tires – Single Rear Wheel (SRW) - LT245/70R17E BSW Firestone® Transforce HT All-Season (A/S) (2500 only) (TWD)	•
– LT275/70R18E OWL Firestone Transforce On-/Off-Road (included with Off-Road Group) (TCP)	O
Dual Rear Wheel (DRW) – LT235/80R17E BSW A/S (TV2)	•
– LT235/80R17E Off-Road (TSG)	O
Spare Tire – Full-size, matching (TBB)	•
– Full-size, delete (included with Box Delete) (TBF)	P
– Full-size, add (requires Box Delete) (TBE)	O
– Carrier (TBM)	•
SAFETY, SECURITY & CONVENIENCE	
Air Bags ⁽³¹⁾ – Advanced multistage front (CG3)	•
– Supplemental side-curtain (CGS)	•
– Supplemental side-seat (CJ1)	•
Cameras – ParkView® Rear Back-Up Camera ⁽⁴⁾ (not available with Surround-View Camera System ⁽⁴⁾) (XAC)	•
– Surround-View Camera System ⁽⁴⁾ (included with Towing Technology Group; requires Cargo-View Camera ⁽⁴⁾ ; not available with Pickup Box Delete or Regular Cab) (XAK)	P

• = Standard. O = Optional. P = Available with Package noted. F = Fleet only.

2025 RAM HEAVY DUTY SPECIAL SERVICE VEHICLE

STANDARD FEATURES AND OPTIONS		Tradesman®
CPOS		2TA
SAFETY, SECURITY & CONVENIENCE (CONTINUED)		
Cameras (continued) – Cargo-View Camera ⁽⁴⁾ with LED Center High-Mounted Stop Lamp (CHMSL) and cargo-box illumination (includes dynamic centerline with Surround-View Camera System ⁽⁴⁾ ; requires UBQ or UBW radio; not available with incandescent CHMSL; included with Towing Technology Group) (LPD)	P	
– Auxiliary (Trailer) Camera Prep provides in-cab wiring, camera HDMI in radio, seven-/12-pin rear-bumper connector and/or seven-/12-pin pickup bed connector (requires L1 or L2 Group) (XFQ)	O	
Drowsy-Driver Detection ⁽⁶⁾ (included with Safety Group) (XNM)	P	
Traffic Sign Recognition ⁽¹³⁾ (included with Safety Group) (SJB)	P	
Active Lane Management System ⁽⁵⁾ (included with Safety Group) (XNW)	P	
Blind Spot Monitoring (BSM) ⁽⁷⁾ and Rear Cross-Path Detection System ⁽⁴⁾ – Includes LED taillamps on Tradesman (included with Safety Group and Towing Technology Group) (XAN)	F/P	
Full-Speed Forward Collision Warning Plus ⁽⁹⁾ – With Auto Emergency Braking (LSU)	•	
Trailer Reverse Guidance ⁽⁴⁾ (included with Towing Technology Group) (XPU)	P	
Trailer Reverse Steering Control ⁽⁵⁾ (included with Tow Technology Plus Group) (XA1)	P	
Adaptive Cruise Control (ACC) with Stop ⁽⁶⁾ (NH3)	•	
Back-Up Alarm – Audible alarm when vehicle is in Reverse (XAW)	O	
DOT Safety Kit – Includes DOT fire extinguisher, three reflecting triangles, two red flags and spare fuses (ACL)	O	
Parking Sensors – ParkSense® Front/Rear Park Assist ⁽¹²⁾ (included with L1 and L2 Groups) (XAG)	P	
Restraints – Front, height-adjustable three-point seat belts (outboard positions only) (CGD)	•	
Rear-Seat Reminder Alert (JFB)	•	
LATCH – Child Seat Anchor System (CGU)	•	
Adaptive Steering System ⁽⁶⁾ – Variable Steering Effort System (included with Safety Group) (SJE)	P	
Security – Sentry Key® Theft Deterrent System - Engine immobilizer (GXX)	•	
Tailgate-Ajar Warning Lamp (LAN)	•	
Tire Pressure Monitor – Tire Pressure Monitoring System, cluster display (2500 only) (XGM)	•	
– Tire Pressure Information System, cluster display (3500 only) (XBT)	•	
– Selectable Tire-Fill Alert (LA5)	•	
– Tire-Fill Alert (LAW)	•	
Trailer Brake Controller – Electronic Trailer Brake Controller (ITBM) (XHC)	•	
Trailer-Light Check Out (cluster-activated routine) (JJ1)	•	
Trailer Tire Pressure Monitoring System – Includes four Trailer Tire Sensors (included with Towing Technology Group) (XG9)	P	

STANDARD FEATURES AND OPTIONS		Tradesman®
CPOS		2TA
EQUIPMENT GROUPS		
Tradesman Level 1 Equipment (L1 Group) – Includes Convenience Group, overhead console, *V9 cloth bench seats, carpet floor covering, rear antispin differential, exterior 115-volt outlet, 400-watt inverter, Active Noise Control System, sliding rear window (Regular Cab only), power sliding rear window on Crew Cab, GT2 exterior mirrors, carpet floor mats, interior front 115-volt outlet, Black tubular side steps on Crew Cab and ParkSense Front/Rear Park Assist System ⁽¹²⁾ (A7B)	O	
Tradesman Level 2 Equipment (L2 Group) – Includes L1 Group, Chrome grille surround, Chrome front and rear bumpers, and Chrome-clad steel wheels for Single Rear Wheels (SRWs) or polished aluminum wheels for Dual Rear Wheels (DRWs) (A7D)		
OPTION GROUPS		
Chrome Appearance Group – Includes overhead console, exterior 115-volt outlet, 400-watt inverter, interior front 115-volt outlet, Chrome grille surround, Chrome front and rear bumpers, and Chrome-clad steel wheels for SRW or polished aluminum wheels for DRW (A7C)	O	
Convenience Group – Includes auto-dimming rearview mirror, tinted acoustic windshield, Dual-Zone automatic temperature control, six speakers (Regular Cab only) and Uconnect® 5 NAV with 12-inch touchscreen display (included with L1 and L2 Groups) (ADC)	P	
Bed Utility Group – Includes LED bed lighting, spray-in bedliner and rear, deployable bed step (ANT)	O	
Cold Weather Group – Includes engine block heater and winter front grille cover (diesel engine only) (ADE)	O	
Dual Rear Wheel (DRW) Group – Includes 6,000-lb front axle with hub extension, rear wheelhouse liners, cab-mounted LED clearance lamps, and box- and rear-fender-mounted LED clearance lamps (3500 only) (WLA)	O	
Fifth-Wheel/Gooseneck Prep Group – Includes bed-mounted seven-pin connector (seven-/12-pin connector if equipped with Auxiliary Camera Prep), mounting holes for fifth-wheel hitch and gooseneck ball, and mounting hole covers (included with Max Tow Package on 3500) (AHU)	O/P	
Commercial Features Package – Includes exterior 115-volt outlet, 400-watt inverter, interior front 115-volt outlet and ParkSense Front/Rear Park Assist System ⁽¹²⁾ (AGS)	O	
Safety Group – Includes Drowsy-Driver Detection ⁽⁶⁾ auto-dimming rearview mirror, rain-sensitive windshield wipers, cluster with 7-inch Driver Information Display (DID) on Tradesman and Big Horn/Lone Star ⁽³⁰⁾ Auto High-Beam Headlamp Control, Traffic Sign Recognition ⁽¹³⁾ Adaptive Steering System ⁽⁶⁾ Active Lane Management System ⁽⁵⁾ luxury steering wheel, and BSM ⁽⁷⁾ and Rear Cross-Path Detection System ⁽⁴⁾ (AAU)	O	
Special Service Vehicle Group – Includes transfer case skid plate, dash pass-through wire circuits, upfitter electronic module (Vehicle System Interface Module (VSIM)) and dash-mounted auxiliary switches (AAP)	•	
Max Tow Package – Includes Fifth-Wheel/Gooseneck Prep Group, DOT certified roadside safety kit, LED CHMSL with Cargo-View Camera ⁽⁴⁾ and Auto-Level Rear Air Suspension on select 4x4 models (requires DRW and diesel engine) (AJL)	O	
Towing Technology Group – Includes Surround-View Camera System ⁽⁴⁾ LED CHMSL with Cargo-View Camera ⁽⁴⁾ Trailer Reverse Guidance ⁽⁴⁾ Trailer Tire Pressure Monitoring System, GT3 exterior mirrors for Tradesman, and BSM ⁽⁷⁾ and Rear Cross-Path Detection System ⁽⁴⁾ (requires L2 Group) (AAN)	O	
Tow Technology Plus Group – Includes 3.0 digital rearview mirror, auxiliary switch prep, and Trailer Reverse Steering Control ⁽⁵⁾ (requires Adaptive Steering System ⁽⁶⁾ Surround-View Camera System ⁽⁴⁾ and L2 Group) (AVS)	O	
Tow-Mode Digital Rearview Mirror Package – Includes digital rearview mirror and wired tow-mode camera (requires L1 or L2 Group) (AVF)	O	

• = Standard. O = Optional. P = Available with Package noted. F = Fleet only.

RAM

2500 SSV



2025 VSA

CONTRACT 25-08-0917



SPECIAL SERVICES OPTIONS INCLUDE:

- 6.4 liter Hemi V8
- Automatic transmission
- 4 wheel drive
- Shift-on-the-fly transfer case
- 10,000 # GVW
- Special Service Package
- Air Conditioning
- Power windows
- Keyless entry
- Adaptive cruise control
- Rear back-up camera
- LED fog lamps
- Locking tailgate
- Trailer brake controller
- Bluetooth capability
- Sirius satellite radio
- Class V hitch
- Transfer case skid plate
- Upfitter switches
- Vehicle system interface module
- Rear window defroster
- 40/20/40 seating

Cummins Turbodiesel Available

MAGIC CITY CHRYSLER DODGE JEEP RAM

1750 INDEPENDENCE BLVD BEDFORD, VA

540-586-8221

Bill Sinclair

540-525-9608

bsinclair@magiccityautogroup.com

Bob Kaplan

540-819-2853

bkaplan@magiccityautogroup.com

Niki Burkepile

540-586-8221

nburkepile@magiccityautogroup.com



Comprehensive Facility Use Study

Nelson County Public Schools

Annual Inflation Escalation	6.00%	1 Year	2 to 5 Years	6 to 9 Years	10+ Years
-----------------------------	-------	--------	--------------	--------------	-----------

Priority	Full Project Cost Estimate														
	Trade Contractor Subtotal	Prof. Fees 12%	Permit & Fees 3%	Owner Contingency 10%	TOTAL COST* (2024 \$)	FY25	FY26	FY27	FY28	FY29	FY30	FY31	FY32	FY33	FY34
HS/MS	\$48,074,970	\$5,768,996	\$1,442,249	\$4,807,497	\$60,093,713	\$23,850,000	\$173,456	\$74,439	\$19,410,583	\$8,246,815	\$15,960,947	\$3,467,747	\$169,346	\$422,370	\$3,447,382
Tye River ES	\$4,696,000	\$563,520	\$140,880	\$469,600	\$5,870,000	\$165,625	\$11,236	\$1,322,028		\$685,841	\$88,657		\$1,643,656	\$242,863	\$5,092,723
Rockfish River ES	\$5,201,250	\$624,150	\$156,038	\$520,125	\$6,501,563	\$2,373,406	\$292,136	\$1,101,690	\$94,686	\$1,567,397	\$248,241		\$1,593,848		\$1,175,244
Division Wide	\$727,600	\$87,312	\$21,828	\$72,760	\$909,500	\$672,570	\$95,085	\$14,292	\$15,150	\$16,059	\$17,022	\$70,671	\$19,126	\$20,274	\$21,490
GRAND TOTALS	\$58,699,820				\$73,374,775	\$27,061,601	\$571,912	\$2,512,448	\$19,520,419	\$10,516,111	\$16,314,867	\$3,538,418	\$3,425,976	\$685,506	\$9,736,839

*Project Specific Overhead Includes Design Contingencies, Phasing Contingencies, and General Contractor Overhead and Profit Appropriate for Each Project

Recommendations that are considered strictly maintenance items with no capital impact are noted as \$0 amounts. Assuming minor internal labor/material costs will be associated.



Comprehensive Facility Use Study

Division Wide

Nelson County Public Schools

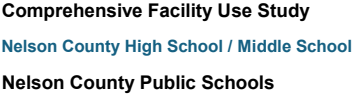
Annual Inflation Escalation 6.00%

1 Year	2 to 5 Years	6 to 9 Years	10+ Years
--------	--------------	--------------	-----------

	Project Information						Full Project Cost Estimate															
							Trade Contractor Subtotal	Prof. Fees	Permit & Fees	Owner Contingency	TOTAL COST	FY25	FY26	FY27	FY28	FY29	FY30	FY31	FY32	FY33	FY34	
	Type	Action Year	Name	Description	Date Added	Funding Source		12%	3%	10%	(2024 \$)											
D-1	Transportation, Recurring	1	Urgent (1 Year)	Bus and Car Replacement, Van Purchase		Sep-17	Local Funds	\$560,000				\$560,000	\$593,600									
D-2	Security, Recurring	1	Urgent (1 Year)	Division Wide Security Upgrades		Dec-21	\$250,000 State Security Grant with \$62,500 Local, Match (25% Required)	\$62,500				\$62,500	\$66,250									
D-3	Mechanical	2	Near Term (2-5 years)	Old Maintenance Facility Door and Window Replacement		Pre-2000	Local Funds	\$58,100	\$6,972	\$1,743	\$5,810	\$72,625		\$81,601								
D-4	Desired Facility Improvements, Maintenance	7	Long Term (6-9 years)	Tractor Replacement		Sep-22	Local Funds	\$35,000				\$35,000						\$52,627				
D-5	Transportation, Recurring	1	Urgent (1 Year)	Digital Bus Camera Systems		Recurring	Local Funds	\$12,000				\$12,000	\$12,720	\$13,483	\$14,292	\$15,150	\$16,059	\$17,022	\$18,044	\$19,126	\$20,274	\$21,490
GRAND TOTALS								\$727,600				\$ 742,125	\$672,570	\$95,085	\$14,292	\$15,150	\$16,059	\$17,022	\$70,671	\$19,126	\$20,274	\$21,490

*Project Specific Overhead Includes Design Contingencies, Phasing Contingencies, and General Contractor Overhead and Profit Appropriate for Each Project

Recommendations that are considered strictly maintenance items with no capital impact are noted as \$0 amounts. Assuming minor internal labor/material costs will be associated.



	Project Information						Full Project Cost Estimate														
							Trade Contractor Subtotal	Prof. Fees 12%	Permit & Fees 3%	Owner Contingency 10%	TOTAL COST (2024 \$)	FY25	FY26	FY27	FY28	FY29	FY30	FY31	FY32	FY33	FY34
	Type	Action Year	Name	Description	Date Added	Funding Source															
HM-1	Comprehensive	1	Urgent (1 Year)	Phase 1 and 2 Renovation Project			\$18,000,000	\$2,160,000	\$540,000	\$1,800,000	\$22,500,000	\$23,850,000									
HM-2	Site	6	Long Term (6-9 years)	Stadium Accessibility			\$16,470	\$1,976	\$494	\$1,647	\$20,588						\$29,204				
HM-3	Site	6	Long Term (6-9 years)	Replace Stadium Lighting			\$400,000	\$48,000	\$12,000	\$40,000	\$500,000						\$709,260				
HM-4	Site	5	Near Term (2-5 years)	SW Parking Lot Mill and Overlay			\$250,000	\$30,000	\$7,500	\$25,000	\$312,500					\$418,195					
HM-5	Architecture	3	Near Term (2-5 years)	Security Film on Remaining at Grade Glazing			\$50,000	\$6,000	\$1,500	\$5,000	\$62,500				\$74,439						
HM-6	Architecture	8	Long Term (6-9 years)	Exterior Door Replacement 1955 and 1963 Buildings	~32 openings		\$85,000	\$10,200	\$2,550	\$8,500	\$106,250							\$169,346			
HM-7	Architecture	2	Near Term (2-5 years)	Interior Lock-Down Shading	~145 openings		\$29,000	\$3,480	\$870	\$2,900	\$36,250			\$40,731							
HM-8	Architecture	5	Near Term (2-5 years)	Interior Finishes Re-Fresh, HS/MS			\$4,680,000	\$561,600	\$140,400	\$468,000	\$5,850,000					\$7,828,620					
HM-9	Architecture	10	10 Years	Window Replacement of 1955, 1963 and 1974 Buildings	~175 openings		\$1,000,000	\$120,000	\$30,000	\$100,000	\$1,250,000									\$2,238,560	
HM-10	Architecture	7	Long Term (6-9 years)	1974 Building Interior Door and Hardware Replacement	~105 openings		\$200,000	\$24,000	\$6,000	\$20,000	\$250,000							\$375,908			
HM-11	Mechanical	4	Near Term (2-5 years)	HVAC Upgrades for 2001 era MS			\$12,300,000	\$1,476,000	\$369,000	\$1,230,000	\$15,375,000					\$19,410,583					
HM-12	Mechanical/ Electrical / Plumbing	6	Long Term (6-9 years)	Mechanical, Electrical and Plumbing Upgrades to 2001 era MS			\$8,100,000	\$972,000	\$243,000	\$810,000	\$10,125,000						\$14,362,506				
HM-13	Mechanical	7	Long Term (6-9 years)	Replacement of Boilers at 1955 Building			\$445,000	\$53,400	\$13,350	\$44,500	\$556,250								\$836,394		
HM-14	Mechanical	10	10 Years	Replacement of Boilers at 1974 Building			\$540,000	\$64,800	\$16,200	\$54,000	\$675,000									\$1,208,822	
HM-15	Electrical	6	Long Term (6-9 years)	Replacement of Emergency Generator			\$450,000	\$54,000	\$13,500	\$45,000	\$562,500						\$797,917				
HM-16	Desired Facility Improvement	7	Long Term (6-9 years)	Fieldhouse	Mar-18	Local Funds	\$1,200,000	\$144,000	\$36,000	\$120,000	\$1,500,000							\$2,255,445			
HM-17	Desired Facility Improvement	9	Long Term (6-9 years)	Auditorium / Gymnasium Entranceway	Mar-11	Local Funds	\$200,000	\$24,000	\$6,000	\$20,000	\$250,000								\$422,370		
HM-18	Mechanical	2	Near Term (2-5 years)	Dust Handler	Jan-19	Local Funds	\$94,500	\$11,340	\$2,835	\$9,450	\$118,125			\$132,725							
HM-29	Architectural	6	Long Term (6-9 years)	Scoreboard Equipment	Sep-21	Local Funds	\$20,000	\$2,400	\$600	\$2,000	\$25,000							\$35,463			
HM-20	Architectural	6	Long Term (6-9 years)	Field Grading and Outside Bleachers	Mar-05	Local Funds	\$15,000	\$1,800	\$450	\$1,500	\$18,750							\$26,597			
				GRAND TOTALS			\$48,074,970				\$60,093,713	\$23,850,000	\$173,456	\$74,439	\$19,410,583	\$8,246,815	\$15,960,947	\$3,467,747	\$169,346	\$422,370	\$3,447,382

Recommendations that are considered strictly maintenance items with no capital impact are noted as \$0 amounts. Assuming minor internal labor/material costs will be associated.



Comprehensive Facility Use Study

Tye River ES

Nelson County Public Schools

Annual Inflation Escalation 6.00%

1 Year	2 to 5 Years	6 to 9 Years	10+ Years
--------	--------------	--------------	-----------

	Project Information						Full Project Cost Estimate															
							Trade Contractor Subtotal	Prof. Fees	Permit & Fees	Owner Contingency	TOTAL COST	FY25	FY26	FY27	FY28	FY29	FY30	FY31	FY32	FY33	FY34	
	Type	Action Year	Name	Description	Date Added	Funding Source	12%	3%	10%	(2024 \$)												
TR-1	Site	3	Near Term (2-5 years)	Upgrade to fire lane surrounding building serving as Student drop-off	Pave road, site lighting , traffic calming measures (~2,200 LF)			\$300,000	\$36,000	\$9,000	\$30,000	\$375,000			\$446,631							
TR-2	Site	10	10 Years	Sidewalk Repair Project				\$75,000	\$9,000	\$2,250	\$7,500	\$93,750								\$167,892		
TR-3	Site	5	Near Term (2-5 years)	Outbuilding and screen wall replacement				\$60,000	\$7,200	\$1,800	\$6,000	\$75,000				\$100,367						
TR-4	Architecture	8	Long Term (6-9 years)	Window Replacement	~70 Openings			\$400,000	\$48,000	\$12,000	\$40,000	\$500,000						\$796,924				
TR-5	Architecture	3	Near Term (2-5 years)	Exterior Door Repair / Replacement				\$25,000	\$3,000	\$750	\$2,500	\$31,250			\$37,219							
TR-6	Architecture	3	Near Term (2-5 years)	Gym Roof Repairs / Replacement?	~6,900 SF of Roof			\$138,000	\$16,560	\$4,140	\$13,800	\$172,500			\$205,450							
TR-7	Architecture	10	10 Years	Shingle Roof Replacement	New Shingles, additional venting			\$450,000	\$54,000	\$13,500	\$45,000	\$562,500								\$1,007,352		
TR-8	Architecture	8	Long Term (6-9 years)	Finish Re-Fresh Project	Interior Painting, Floorings, Tile			\$200,000	\$24,000	\$6,000	\$20,000	\$250,000						\$398,462				
TR-9	Architecture	6	Long Term (6-9 years)	Security Film on Remaining at Grade Glazing				\$50,000	\$6,000	\$1,500	\$5,000	\$62,500					\$88,657					
TR-10	Architecture	2	Near Term (2-5 years)	Interior Lock-Down Shading	~ 40 Openings			\$8,000	\$960	\$240	\$800	\$10,000		\$11,236								
TR-11	Mechanical	3	Near Term (2-5 years)	Add AC to gym	Add air conditioning to gym and coaches office			\$350,000	\$42,000	\$10,500	\$35,000	\$437,500			\$521,070							
TR-12	Mechanical	10	10 Years	Replace HVAC	Similar Replacement that occurred in 2013			\$1,750,000	\$210,000	\$52,500	\$175,000	\$2,187,500								\$3,917,479		
TR-13	Plumbing	3	Near Term (2-5 years)	Plumbing Upgrades for Water Hammering	Provide arrestors, pressure reducing valves and/ or expansion/ compressor tanks			\$75,000	\$9,000	\$2,250	\$7,500	\$93,750			\$111,658							
TR-14	Electrical	5	Near Term (2-5 years)	Fire Alarm Upgrades	Modernize fire alarm system.			\$350,000	\$42,000	\$10,500	\$35,000	\$437,500				\$585,474						
TR-15	Plumbing	1	Urgent (1 Year)	Replace Dry Sprinkler System in Attic	Replace attic dry system			\$125,000	\$15,000	\$3,750	\$12,500	\$156,250	\$165,625									
TR-16	Plumbing	8	Long Term (6-9 years)	Plumbing Fixture Upgrades	Replace plumbing fixtures comprehensively			\$225,000	\$27,000	\$6,750	\$22,500	\$281,250						\$448,270				
TR-17	Plumbing	9	Long Term (6-9 years)	Replace Water Heaters	Replace domestic water heaters, thermostatic mixing valves and recirculation pumps			\$115,000	\$13,800	\$3,450	\$11,500	\$143,750							\$242,863			
TR-18	Electrical	5	Near Term (2-5 years)	Lighting Upgrades to LED	Replace lighting fixtures with LED type.			\$450,000	\$54,000	\$13,500	\$45,000	\$562,500				\$752,752						
TR-19	Electrical	3	Near Term (2-5 years)	Replace Generator	Replace generator in-kind			\$250,000	\$30,000	\$7,500	\$25,000	\$312,500			\$372,193							
TR-20	Architectural	3	Near Term (2-5 years)	Weather Barrier Installation		Jul-10	Local Funds	\$1,533,500	\$184,020	\$46,005	\$153,350	\$1,916,875			\$2,283,029							
TR-21	Desired Facility Improvement	6	Long Term (6-9 years)	Overflow Parking Lot		Pre-2000	Local Funds	\$150,000	\$18,000	\$4,500	\$15,000	\$187,500				\$265,972						
TR-22	Civil, Immediate Concerns	1	Urgent (1 Year)	Installation of Safety Bollards		Jan-19	Local Funds	\$41,250	\$4,950	\$1,238	\$4,125	\$51,563	\$54,656									
TR-23	Civil	3	Near Term (2-5 years)	Parling Lot Resealing		Oct-10	Local Funds	\$40,000	\$4,800	\$1,200	\$4,000	\$50,000			\$59,551							
GRAND TOTALS								\$4,696,000				\$5,870,000	\$165,625	\$11,236	\$1,322,028	\$0	\$685,841	\$88,657	\$0	\$1,643,656	\$242,863	\$5,092,723

*Project Specific Overhead Includes Design Contingencies, Phasing Contingencies, and General Contractor Overhead and Profit Appropriate for Each Project

Recommendations that are considered strictly maintenance items with no capital impact are noted as \$0 amounts. Assuming minor internal labor/material costs will be associated.



Comprehensive Facility Use Study

Rockfish River ES

Nelson County Public Schools

Annual Inflation Escalation

6.00%

1 Year

2 to 5 Years

6 to 9 Years

10+ Years

	Project Information						Full Project Cost Estimate														
							Trade Contractor Subtotal	Prof. Fees	Permit & Fees	Owner Contingency	TOTAL COST	FY25	FY26	FY27	FY28	FY29	FY30	FY31	FY32	FY33	FY34
	Type	Action Year	Name	Description	Date Added	Funding Source		12%	3%	10%	(2024 \$)										
RR-1	Site	10	10 Years	Sidewalk Repair Project			\$75,000	\$9,000	\$2,250	\$7,500	\$93,750										\$167,892
RR-2	Site	4	Near Term (2-5 years)	Outbuilding and screen wall replacement			\$60,000	\$7,200	\$1,800	\$6,000	\$75,000				\$94,686						
RR-3	Architecture	8	Long Term (6-9 years)	Window Replacement	Includes Security Film on at Grade Glazing		\$400,000	\$48,000	\$12,000	\$40,000	\$500,000								\$796,924		
RR-4	Architecture	6	Long Term (6-9 years)	Exterior Door Repair / Replacement			\$25,000	\$3,000	\$750	\$2,500	\$31,250						\$44,329				
RR-5	Architecture	3	Near Term (2-5 years)	Gym Roof Repairs / Replacement?			\$100,000	\$12,000	\$3,000	\$10,000	\$125,000			\$148,877							
RR-6	Architecture	10	10 Years	Shingle Roof Replacement	New Shingles, additional venting		\$450,000	\$54,000	\$13,500	\$45,000	\$562,500										\$1,007,352
RR-7	Architecture	5	Near Term (2-5 years)	Cross Corridor Fire Door Replacement			\$12,000	\$1,440	\$360	\$1,200	\$15,000					\$20,073					
RR-8	Architecture	8	Long Term (6-9 years)	Finish Re-Fresh Project	Interior Painting, Floorings, Tile		\$100,000	\$12,000	\$3,000	\$10,000	\$125,000								\$199,231		
RR-9	Architecture	2	Near Term (2-5 years)	Interior Lock-Down Shading	~ 40 Openings		\$8,000	\$960	\$240	\$800	\$10,000		\$11,236								
RR-10	Mechanical	1	Urgent (1 Year)	Replace HVAC	Similar Replacement that occurred in 2013 at Tye River		\$1,750,000	\$210,000	\$52,500	\$175,000	\$2,187,500	\$2,318,750									
RR-11	Mechanical	3	Near Term (2-5 years)	Add AC to gym	Add air conditioning to gym and coaches office.		\$350,000	\$42,000	\$10,500	\$35,000	\$437,500			\$521,070							
RR-12	Plumbing	8	Long Term (6-9 years)	Plumbing Fixture Upgrades	Replace plumbing fixtures comprehensively		\$225,000	\$27,000	\$6,750	\$22,500	\$281,250								\$448,270		
RR-13	Plumbing	6	Long Term (6-9 years)	Replace Water Heaters	Replace domestic water heaters, thermostatic mixing valves and recirculation pumps.		\$115,000	\$13,800	\$3,450	\$11,500	\$143,750						\$203,912				
RR-14	Electrical	5	Near Term (2-5 years)	Lighting Upgrades to LED	Replace lighting fixtures with LED type.		\$450,000	\$54,000	\$13,500	\$45,000	\$562,500					\$752,752					
RR-15	Electrical	5	Near Term (2-5 years)	Fire Alarm Upgrades	Modernize fire alarm system.		\$350,000	\$42,000	\$10,500	\$35,000	\$437,500					\$585,474					
RR-16	Plumbing	5	Near Term (2-5 years)	Replace Dry Sprinkler System in Attic	Replace attic dry system		\$125,000	\$15,000	\$3,750	\$12,500	\$156,250					\$209,098					
RR-17	Mechanical	3	Near Term (2-5 years)	Replacement of Rooftop HVAC Units		Mar-19	Local Funds	\$250,000	\$30,000	\$7,500	\$25,000	\$312,500			\$372,193						
RR-18	Mechanical	2	Near Term (2-5 years)	HVAC Control Upgrades		Jan-19	Local Funds	\$200,000	\$24,000	\$6,000	\$20,000	\$250,000		\$280,900							
RR-19	Mechanical, Desired Facility Improvements	8	Long Term (6-9 years)	Air Conditioning of Gymnasium		Jan-00	Local Funds	\$75,000	\$9,000	\$2,250	\$7,500	\$93,750							\$149,423		
RR-20	Civil, Immediate Concerns	1	Urgent (1 Year)	Installation of Safety Bollards		Jan-19	Local Funds	\$41,250	\$4,950	\$1,238	\$4,125	\$51,563	\$54,656								
RR-21	Civil	3	Near Term (2-5 years)	Parling Lot Resurfacing			Local Funds	\$40,000	\$4,800	\$1,200	\$4,000	\$50,000			\$59,551						
GRAND TOTALS							\$5,201,250				\$6,501,563	\$2,373,406	\$292,136	\$1,101,690	\$94,686	\$1,567,397	\$248,241	\$0	\$1,593,848	\$0	\$1,175,244

*Project Specific Overhead Includes Design Contingencies, Phasing Contingencies, and General Contractor Overhead and Profit Appropriate for Each Project

Recommendations that are considered strictly maintenance items with no capital impact are noted as \$0 amounts. Assuming minor internal labor/material costs will be associated.



Comprehensive Facility Use Study

Place Holder

Nelson County Public Schools

Annual Inflation Escalation

6.00%

1 Year

2 to 5 Years

6 to 9 Years

10+ Years

	Project Information					Full Project Cost Estimate													
						Trade Contractor Subtotal	Prof. Fees	Permit & Fees	Owner Contingency	TOTAL COST	FY25	FY26	FY27	FY28	FY29	FY30	FY31	FY32	FY33
	12%	3%	10%	(2024 \$)															
Type	Action Year		Name	Description															
1	Electrical	1	Urgent (1 Year)			\$0	\$0	\$0	\$0										
2	Plumbing	1	Urgent (1 Year)			\$0	\$0	\$0	\$0										
3	Plumbing	15	10+ Years			\$0	\$0	\$0	\$0										
GRAND TOTALS					\$0				\$0	\$0	\$0	\$0	\$0	\$0	\$0	\$0	\$0		

*Project Specific Overhead Includes Design Contingencies, Phasing Contingencies, and General Contractor Overhead and Profit Appropriate for Each Project

Recommendations that are considered strictly maintenance items with no capital impact are noted as \$0 amounts. Assuming minor internal labor/material costs will be associated.

Virginia Department of Education

Projected FY 2025 and Projected FY 2026 State Payments, Based on the Amendments Adopted by the 2025 General Assembly (HB 1600)

Standards of Quality (SOQ), Incentive, Categorical, Early Childhood and Lottery-Funded Programs in Direct Aid to Public Education
February 22, 2025

062 - NELSON

NUM	DIVISION	Projected FY 2025 Unadjusted ADM ²	Projected FY 2025 Adjusted ADM ²	Projected FY 2026 Unadjusted ADM ²	Projected FY 2026 Adjusted ADM ²
062	NELSON	1,417.15	1,417.15	1,417.00	1,417.00
Please note: some accounts have been updated for local enrollment projections. See footnotes for more details.					
2024-2026 Composite Index		FY 2025		FY 2026	
0.6645		FY 2025 State Share	FY 2025 Local Share	FY 2026 State Share	FY 2026 Local Share
Standards of Quality Programs:					
⇒ Basic Aid		3,351,033	6,637,143	3,428,687	6,790,946
⇒ Sales Tax ⁴		2,336,830	N/A ¹	2,462,476	N/A ¹
⇒ Textbooks ⁵		76,139	150,803	76,131	150,787
⇒ Vocational Education		307,143	608,336	307,111	608,271
⇒ Gifted Education		29,954	59,327	29,950	59,321
⇒ Special Education		426,958	845,643	426,912	845,554
⇒ Special Education - Add On ¹⁸		0	0	49,492	98,025
⇒ VRS Retirement (Includes RHCC) ⁹		431,712	855,060	431,666	854,970
⇒ Social Security		201,117	398,337	200,620	397,354
⇒ Group Life		12,362	24,484	12,360	24,482
⇒ English Learner Teacher Payments ¹²		79,863	158,179	92,215	182,643
⇒ At-Risk (Split funded - See Lottery section below) ¹⁷		597,193	1,182,816	660,287	1,307,782
⇒ Remedial Summer School ^{7,9}		40,522	N/A ¹	40,522	N/A ¹
Subtotal - SOQ Accounts ³		7,890,826	10,920,128	8,218,430	11,320,135
Incentive Programs:					
⇒ Compensation Supplement ¹³		142,758	282,750	298,243	590,708
⇒ Academic Year Governor's School ⁸		0	N/A ¹	0	N/A ¹
⇒ Alleghany School Consolidation Incentive		0	N/A ¹	0	N/A ¹
⇒ School Meals Expansion		0	N/A ¹	0	N/A ¹
⇒ Supplemental GF Payments in Lieu of Food and Hygiene Tax ¹⁶		362,738	N/A ¹	369,878	N/A ¹
⇒ Math/Reading Instructional Specialists		0	0	0	0
⇒ Early Reading Specialists Initiative		0	0	0	0
⇒ SOQ Position Bonus ¹⁹		160,043	N/A ¹	0	N/A ¹
⇒ Technology - VPSA ¹⁰		154,000	30,800	154,000	30,800
Subtotal - Incentive Accounts ³		819,539	313,550	822,121	621,508
Categorical Programs:					
⇒ Adult Education ⁷		0	N/A ¹	0	N/A ¹
⇒ American Indian Treaty Commitment ⁷		0	N/A ¹	0	N/A ¹
⇒ School Lunch ⁷		8,756	N/A ¹	8,756	N/A ¹
⇒ Special Education - Homebound ⁷		7,141	N/A ¹	7,212	N/A ¹
⇒ Special Education - State-Operated Programs ⁷		0	N/A ¹	0	N/A ¹
⇒ Special Education - Jails ⁷		0	N/A ¹	0	N/A ¹
Subtotal - Categorical Accounts ³		15,897	0	15,968	0

Virginia Department of Education

Projected FY 2025 and Projected FY 2026 State Payments, Based on the Amendments Adopted by the 2025 General Assembly (HB 1600)

**Standards of Quality (SOQ), Incentive, Categorical, Early Childhood and Lottery-Funded Programs in Direct Aid to Public Education
February 22, 2025**

062 - NELSON

NUM	DIVISION	Projected FY 2025 Unadjusted ADM ²	Projected FY 2025 Adjusted ADM ²	Projected FY 2026 Unadjusted ADM ²	Projected FY 2026 Adjusted ADM ²
062	NELSON	1,417.15	1,417.15	1,417.00	1,417.00
Please note: some accounts have been updated for local enrollment projections. See footnotes for more details.					
2024-2026 Composite Index		FY 2025		FY 2026	
0.6645		FY 2025 State Share	FY 2025 Local Share	FY 2026 State Share	FY 2026 Local Share
Lottery-Funded Programs					
	Foster Care ⁷	57,584	N/A ¹	56,928	N/A ¹
	At-Risk (Split funded - See SOQ section above) ¹⁷	288,926	572,254	254,663	504,391
	Accomack-Northampton Distribution	0	N/A ¹	0	N/A ¹
⇒	Early Reading Intervention	27,136	53,746	27,136	53,746
	Mentor Teacher Program	1,002	N/A ¹	1,002	N/A ¹
	<u>K-3 Primary Class Size Reduction</u>	98,496	195,084	98,528	195,147
	School Breakfast ⁷	18,458	N/A ¹	18,716	N/A ¹
⇒	SOL Algebra Readiness	14,607	28,931	14,606	28,929
	Project Graduation	3,371	N/A ¹	3,371	N/A ¹
	<u>Alternative Education</u> ^{7, 8}	0	N/A ¹	0	N/A ¹
	ISAEF	16,054	N/A ¹	16,054	N/A ¹
	Special Education-Regional Tuition ^{7, 8}	56,045	N/A ¹	56,045	N/A ¹
	Career and Technical Education ^{7, 8}	43,337	N/A ¹	43,337	N/A ¹
	Supplemental Basic Aid	0	N/A ¹	0	N/A ¹
	Infrastructure and Operations Per Pupil Allocation ¹⁴	211,879	419,653	200,000	383,458
	Subtotal - Lottery-Funded Programs ³	836,895	1,269,668	790,386	1,165,671
Early Childhood Care and Education Programs					
	<u>Virginia Preschool Initiative</u> ¹¹	164,472	164,472	149,520	149,520
	Virginia Preschool Initiative - Additional Programs ¹⁵	0	0	0	0
	Subtotal - Early Childhood-Funded Programs ³	164,472	164,472	149,520	149,520
Total State & Local Funds		\$9,727,630	\$12,667,818	\$9,996,425	\$13,256,834

¹ "N/A" = no local match required for this program.

² ADM values shown are based on the March 31 ADM projections used in the amendments adopted by the 2025 General Assembly to the 2024-2026 biennial budget for FY 2025 and FY 2026.

³ Columns may not add due to rounding.

⁴ Projected revenue estimate. Semi-monthly payments will be based on actual sales tax receipts. Pursuant to the Appropriation Act, the Basic Aid state payment calculation is based on the appropriated sales tax distribution only and is not adjusted for actual sales tax revenues received.

⁵ The amendments adopted by the 2025 General Assembly to the 2024-2026 biennial budget assign the entire funding for Textbooks to the SOQ area. Required Local Effort for Textbooks is based on the payments in the SOQ area.

⁶ VRS Retirement includes payments for the Retiree Health Care Credit (RHCC). Please see the Budget Variables tab for the funded RHCC rate.

⁷ Projected state payment. Final payments will be based on actual expenditures, up to the projected state payment, subject to the availability of funds.

⁸ Includes state funding for regional vocational, special, and alternative education programs and Academic Year Governor's Schools.

⁹ Payments for Remedial Summer School are based on actual FY 2025 and projected FY 2026 enrollment used in the amendments adopted by the 2025 General Assembly to the 2024-2026 biennial budget.

¹⁰ Payments for the VPSA Technology Grants are made from bond proceeds on a reimbursement basis and may begin following each bond issuance. These payments include funding for the school division and the regional programs for which the division serves as the fiscal agent.

¹¹ Payments for the Virginia Preschool Initiative are based on final FY 2025 and projected FY 2026 student slots used in the amendments adopted by the 2025 General Assembly to the 2024-2026 biennial budget.

¹² Payments for English Learner Teachers calculated for FY 2025 and projected for FY 2026 are based on a new funding methodology adopted by the 2024 Special Session I General Assembly. The new methodology basis state payments on student proficiency level aligned to corresponding instructional position ratios, in lieu of the current standard that provides one position per 50 identified English Language Learners. Please refer to the Account Funding Explanations tab for more detail.

¹³ The amendments adopted by the 2025 General Assembly to the 2024-2026 biennial budget calculates the state share of Compensation Supplement funds based on a 3% salary increase effective July 1, 2024 and an additional 3% salary increase effective July 1, 2025 for funded SOQ instructional and support positions, Academic-Year Governor's Schools, and regional alternative education centers.

¹⁴ The proposed per pupil funding amount for the Infrastructure and Operations Per Pupil Allocation Payment is projected at \$446.01 for FY 2025 and \$409.70 for FY 2026.

Divisions will be paid up to their calculated entitlement based on actual March 31 ADM, pending sufficient appropriation. The per pupil amount is adjusted for the local composite index. Estimates will not change when local ADM projections are selected.

¹⁵ Additional VPI programs include mixed delivery grants and additional VPI slots for 3-year olds, expanded class sizes, and waitlist students.

¹⁶ According to the amendments adopted by the 2025 General Assembly, the Supplemental General Fund Payments in Lieu of Food and Hygiene Tax Products shall be distributed on the basis of the latest annual estimate of school age population provided by the Weldon Cooper Center for Public Service.

¹⁷ State funding for the Prevention, Intervention, and Remediation program has been absorbed by the new At-Risk Add-on program.

¹⁸ The Special Education Add-on is not included in the Standards of Quality. School divisions will certify participation in the program prior to receipt of state funds.

¹⁹ The SOQ Position Bonus is based on a \$1,000 bonus for SOQ-funded instructional and support positions in school divisions. Amounts for Academic Year Governor's Schools and regional alternative education programs are based on full time employees reported to VDOE on the FY 2023 Annual School Report. School divisions and eligible regional programs have the flexibility to determine the amount of bonuses paid per employee to maximize the use of state funds. Local matching funds are not required. The state payment will be made by June 1, 2025. These payments include funding for the school division and the eligible regional programs for which the division serves as the fiscal agent. Please refer to the "SOQ Position Bonus" tab for more details.

⇒ = SOQ accounts requiring a local match for purpose of meeting Required Local Effort.

Virginia Department of Education

Projected FY 2025 and Projected FY 2026 State Payments, Based on the Amendments Adopted by the 2025 General Assembly (HB 1600)

Standards of Quality (SOQ), Incentive, Categorical, Early Childhood and Lottery-Funded Programs in Direct Aid to Public Education
February 22, 2025

062 - NELSON

NUM	DIVISION	Projected FY 2025 Unadjusted ADM ²	Projected FY 2025 Adjusted ADM ²	Projected FY 2026 Unadjusted ADM ²	Projected FY 2026 Adjusted ADM ²
062	NELSON	1,417.15	1,417.15	1,417.00	1,417.00

**Please note: some accounts have been updated for local enrollment projections.
See footnotes for more details.**

2024-2026 Composite Index	FY 2025		FY 2026	
0.6645	FY 2025 State Share	FY 2025 Local Share	FY 2026 State Share	FY 2026 Local Share

BOLD = Account funding based on ADM; any changes in ADM numbers will result in a change in the state payment amount.

**Projected FY 2025 and Projected FY 2026 Required Local Effort
For Standards of Quality Accounts**

Projected FY 2025 and Projected FY 2026 Required Local Effort Based on the Amendments Adopted by the
2025 General Assembly

Division Number:	062	
Division Name:	NELSON	
	Projected FY 2025	Projected FY 2026
Unadjusted ADM:	1,417.15	1,417.00
Adjusted ADM:	1,417.15	1,417.00
	Required Local Effort	Required Local Effort
Basic Aid	6,637,143.00	6,790,946.00
Textbooks ¹	150,803.00	150,787.00
Vocational Education	608,336.00	608,271.00
Gifted Education	59,327.00	59,321.00
Special Education	845,643.00	845,554.00
VRS Retirement	855,060.00	854,970.00
Social Security	398,337.00	397,354.00
Group Life	24,484.00	24,482.00
English Learner Teachers ²	158,179.00	182,643.00
Early Reading Intervention ²	53,746.00	53,746.00
SOL Algebra Readiness ²	28,931.00	28,929.00
Required Local Effort:	\$9,819,989.00	\$9,997,003.00

Note: The above amounts represent the projected FY 2025 and projected FY 2026 Required Local Effort based on Amendments Adopted by the 2025 General Assembly. **Note:** Final Required Local Effort is based on final March 31 ADM and the final per pupil amounts for each fiscal year.

¹ State funding for Textbooks is provided from the general fund in the SOQ Service Area; the Required Local Effort for Textbooks is also based on the payments from the SOQ Service Area.

² English Learner Teachers, Early Reading Intervention, and SOL Algebra Readiness are mandated as part of the Standards of Quality; therefore, local matching funds for these programs are included in school divisions' Required Local Effort. The Required Local Effort for these programs is based on the payments from the SOQ and Lottery Service Areas.

Changes to Contingencies

Introduced Budget **Recurring Contingency** \$0

Subtotal of Changes \$0
Balance as of 03/25/25 \$0

Introduced Budget **Non-Recurring Contingency** \$ 341,303
Staff - Removal of Animal Control Truck in Capital Outlay \$ 51,000

Subtotal of Changes \$ 51,000 Total All Contingencies
Balance at 3/25/25 \$ 392,303 \$ 392,303

Introduced Budget **Year Ending Balance** \$ 3,872,300
Staff - Pull Omitted Forest Sustainability Balance (FY23) from YE
Balance \$ 41,389
Staff -Reduction of Animal control Truck in Capital Outlay \$ (51,000)

Subtotal of Changes \$ 3,862,689
Balance at 3/25/25 \$ 3,862,689

Expenditure Changes 3-25-25

Staff - FY23 Balance of Forest Sustainability Funds to P&R Department \$ 41,389
Staff - Remove Animal Control Truck from Capital Outlay \$ (51,000)

Revenue changes 3-25-25

BOARD OF
SUPERVISORS

THOMAS D. HARVEY
North District

ERNIE Q. REED
Central District

JESSE N. RUTHERFORD
East District

J. DAVID PARR
West District

DR. JESSICA LIGON
South District



CANDICE W. MCGARRY
County Administrator

AMANDA B. SPIVEY
Administrative Assistant/
Deputy Clerk

LINDA K. STATON
Director of Finance and
Human Resources

RESOLUTION R2024-32
NELSON COUNTY BOARD OF SUPERVISORS
ESTABLISHMENT OF 2024 TAX RATES

RESOLVED, by the Nelson County Board of Supervisors, pursuant to and in accordance with Section 58.1-3001 of the Code of Virginia, 1950, that the tax rate of levy applicable to all property subject to local taxation, inclusive of public service corporation property, shall remain effective until otherwise re-established by said Board of Supervisors and is levied per \$100 of assessed value as follows:

Real Property Tax	\$0.65
Tangible Personal Property	\$2.79
Machinery & Tools Tax	\$1.25
Mobile Home Tax	\$0.65

Approved: April 11, 2024

Attest: Candice W. McGarry, Clerk
Nelson County Board of Supervisors